

EUR 20 Billion Mortgage Pandbrieven Programme

Reporting Date :

Reporting Date:	30/11/23
Date of Previous Report:	31/10/23

Contact Details :

Head of Treasury

Werner Driscart +3222227144 werner.driscart@belfius.be

Long Term Funding (new issues and investor contact)

Ellen Van Steen +3222227064 ellen.vansteen@belfius.be

Christine Lepage +3222227028 christine.lepage@belfius.be

Structured Finance (cover pool and programme management)

Bart Verwaest +3222227083 bart.verwaest@belfius.be

Gleb Lanine +3222227079 gleb.lanine@belfius.be

Peter Degroote +3222227122 peter.degroote@belfius.be

Noteholders' Representative

Stichting Belfius Mortgage Pandbrieven Noteholders' Representative

Prins Bernhardplein 200

1097 JB Amsterdam

The Netherlands

Website :

<https://www.belfius.be/about-us/en/investors/debt-issuance/pandbrieven/belgian-mortgage>

Remark :

The investor report is provided in pdf and excel-format.

The excel-format has been provided for information purposes only and in case of contradiction between the pdf and excel-format, the pdf-format will prevail.

Outstanding Series

Series	ISIN	Currency	Outstanding Amount	Issue Date	Maturity Date	Coupon Type	Coupon	Day Count	Next Interest Payment Date	Extended Maturity Date	Remaining Average Life *
2	BE0002421932	EUR	30.000.000	18/12/2012	18/12/2034	Fixed	3,000%	ACT/ACT	18/12/2023	18/12/2035	11,06
3	BE0002422948	EUR	30.000.000	18/12/2012	18/12/2034	Fixed	2,950%	ACT/ACT	18/12/2023	18/12/2035	11,06
4	BE0002423953	EUR	30.000.000	21/12/2012	21/12/2032	Fixed	2,920%	ACT/ACT	21/12/2023	21/12/2033	9,07
5	BE6247207192	EUR	15.000.000	17/01/2013	17/01/2033	Fixed	3,035%	ACT/ACT	17/01/2024	17/01/2034	9,14
7	BE0002426014	EUR	75.000.000	04/02/2013	04/02/2032	Fixed	2,735%	ACT/ACT	05/02/2024	04/02/2033	8,19
8	BE0002427020	EUR	20.000.000	27/02/2013	27/02/2031	Fixed	2,770%	ACT/ACT	27/02/2024	27/02/2032	7,25
9	BE0002431063	EUR	25.000.000	02/04/2013	02/04/2038	Fixed	2,835%	ACT/ACT	02/04/2024	02/04/2039	14,35
11	BE0002436112	EUR	15.000.000	13/06/2013	13/06/2035	Fixed	2,800%	ACT/ACT	13/06/2024	13/06/2036	11,55
12	BE0002437128	EUR	50.000.000	21/06/2013	21/06/2033	Fixed	2,855%	ACT/ACT	21/06/2024	21/06/2034	9,57
13	BE0002438134	EUR	50.000.000	27/06/2013	27/06/2029	Fixed	2,629%	ACT/ACT	27/06/2024	27/06/2030	5,58
14	BE0002439140	EUR	30.000.000	23/08/2013	23/08/2033	Fixed	3,010%	ACT/ACT	23/08/2024	23/08/2034	9,74
15	BE0002440155	EUR	20.000.000	27/08/2013	27/08/2036	Fixed	3,065%	ACT/ACT	27/08/2024	27/08/2037	12,75
16	BE6257118362	EUR	10.000.000	23/08/2013	23/08/2033	Fixed	3,145%	ACT/ACT	23/08/2024	23/08/2034	9,74
17	BE0002446210	EUR	50.000.000	17/10/2013	17/10/2028	Fixed	2,947%	ACT/ACT	17/10/2024	17/10/2029	4,89
18	BE0002447226	EUR	20.000.000	25/10/2013	27/10/2032	Fixed	3,175%	ACT/ACT	28/10/2024	27/10/2033	8,92
19	BE0002450253	EUR	44.000.000	31/10/2013	31/10/2035	Fixed	3,145%	ACT/ACT	31/10/2024	31/10/2036	11,93
20	BE6260796287	EUR	30.000.000	02/12/2013	02/12/2025	Fixed	2,460%	ACT/ACT	04/12/2023	02/12/2026	2,01
21	BE6260791239	EUR	3.000.000	02/12/2013	02/12/2025	Fixed	2,460%	ACT/ACT	04/12/2023	02/12/2026	2,01
22	BE6260793250	EUR	3.000.000	02/12/2013	02/12/2025	Fixed	2,460%	ACT/ACT	04/12/2023	02/12/2026	2,01
23	BE6260794266	EUR	2.000.000	02/12/2013	02/12/2025	Fixed	2,460%	ACT/ACT	04/12/2023	02/12/2026	2,01
24	BE6260795271	EUR	30.000.000	02/12/2013	02/12/2025	Fixed	2,460%	ACT/ACT	04/12/2023	02/12/2026	2,01
25	BE6260797293	EUR	30.000.000	02/12/2013	02/12/2025	Fixed	2,460%	ACT/ACT	04/12/2023	02/12/2026	2,01
26	BE6260798309	EUR	1.000.000	02/12/2013	02/12/2025	Fixed	2,460%	ACT/ACT	04/12/2023	02/12/2026	2,01
27	BE6260799315	EUR	1.000.000	02/12/2013	02/12/2025	Fixed	2,460%	ACT/ACT	04/12/2023	02/12/2026	2,01
28	BE6260801335	EUR	5.000.000	02/12/2013	02/12/2025	Fixed	2,460%	ACT/ACT	04/12/2023	02/12/2026	2,01
29	BE6260802341	EUR	10.000.000	02/12/2013	02/12/2025	Fixed	2,460%	ACT/ACT	04/12/2023	02/12/2026	2,01
30	BE6260803356	EUR	10.000.000	02/12/2013	02/12/2025	Fixed	2,460%	ACT/ACT	04/12/2023	02/12/2026	2,01
31	BE6260804362	EUR	15.000.000	02/12/2013	02/12/2025	Fixed	2,460%	ACT/ACT	04/12/2023	02/12/2026	2,01
32	BE6260805377	EUR	10.000.000	02/12/2013	02/12/2025	Fixed	2,460%	ACT/ACT	04/12/2023	02/12/2026	2,01
33	BE6260767965	EUR	10.000.000	29/11/2013	29/11/2033	Fixed	3,015%	ACT/ACT	29/11/2024	29/11/2034	10,01
34	BE6260768971	EUR	10.000.000	29/11/2013	29/11/2033	Fixed	3,015%	ACT/ACT	29/11/2024	29/11/2034	10,01
35	BE6260985237	EUR	10.000.000	05/12/2013	05/12/2036	Fixed	3,000%	ACT/ACT	05/12/2023	05/12/2037	13,03
36	BE6261018566	EUR	8.000.000	09/12/2013	09/12/2036	Fixed	2,995%	ACT/ACT	11/12/2023	09/12/2037	13,04
37	BE6261019572	EUR	2.000.000	09/12/2013	09/12/2036	Fixed	2,995%	ACT/ACT	11/12/2023	09/12/2037	13,04
38	BE6261086274	EUR	10.000.000	16/12/2013	16/12/2036	Fixed	3,015%	ACT/ACT	18/12/2023	16/12/2037	13,06

Series	ISIN	Currency	Outstanding Amount	Issue Date	Maturity Date	Coupon Type	Coupon	Day Count	Next Interest Payment Date	Extended Maturity Date	Remaining Average Life *
39	BE6261087280	EUR	1.000.000	16/12/2013	16/12/2036	Fixed	3,015%	ACT/ACT	18/12/2023	16/12/2037	13,06
40	BE6261088296	EUR	1.000.000	16/12/2013	16/12/2036	Fixed	3,015%	ACT/ACT	18/12/2023	16/12/2037	13,06
41	BE6261294415	EUR	11.000.000	30/12/2013	15/01/2026	Fixed	2,470%	ACT/ACT	15/01/2024	15/01/2027	2,13
42	BE6261298457	EUR	5.000.000	30/12/2013	15/01/2026	Fixed	2,470%	ACT/ACT	15/01/2024	15/01/2027	2,13
43	BE6261301483	EUR	4.000.000	30/12/2013	15/01/2026	Fixed	2,470%	ACT/ACT	15/01/2024	15/01/2027	2,13
44	BE6261296436	EUR	1.000.000	30/12/2013	15/01/2026	Fixed	2,470%	ACT/ACT	15/01/2024	15/01/2027	2,13
45	BE6261304511	EUR	10.000.000	30/12/2013	15/01/2026	Fixed	2,470%	ACT/ACT	15/01/2024	15/01/2027	2,13
46	BE6261305526	EUR	4.000.000	30/12/2013	15/01/2026	Fixed	2,470%	ACT/ACT	15/01/2024	15/01/2027	2,13
47	BE6261295420	EUR	1.000.000	30/12/2013	15/01/2026	Fixed	2,470%	ACT/ACT	15/01/2024	15/01/2027	2,13
48	BE6261293409	EUR	3.000.000	30/12/2013	15/01/2026	Fixed	2,470%	ACT/ACT	15/01/2024	15/01/2027	2,13
49	BE6261299463	EUR	1.000.000	30/12/2013	15/01/2026	Fixed	2,470%	ACT/ACT	15/01/2024	15/01/2027	2,13
50	BE6261303505	EUR	4.000.000	30/12/2013	15/01/2026	Fixed	2,470%	ACT/ACT	15/01/2024	15/01/2027	2,13
51	BE6261300477	EUR	4.000.000	30/12/2013	15/01/2026	Fixed	2,470%	ACT/ACT	15/01/2024	15/01/2027	2,13
52	BE6261302499	EUR	4.000.000	30/12/2013	15/01/2026	Fixed	2,470%	ACT/ACT	15/01/2024	15/01/2027	2,13
55	BE0002461367	EUR	12.000.000	17/02/2014	17/02/2034	Fixed	2,830%	ACT/ACT	19/02/2024	17/02/2035	10,23
56	BE6265556355	EUR	10.000.000	16/04/2014	16/04/2029	Fixed	2,455%	ACT/ACT	16/04/2024	16/04/2030	5,38
57	BE6265571503	EUR	10.000.000	16/04/2014	16/04/2029	Fixed	2,455%	ACT/ACT	16/04/2024	16/04/2030	5,38
58	BE0002474493	EUR	500.000.000	24/06/2014	24/06/2024	Fixed	1,750%	ACT/ACT	24/06/2024	24/06/2025	0,57
59	BE6272220060	EUR	25.000.000	17/10/2014	17/10/2039	Fixed	2,050%	ACT/ACT	17/10/2024	17/10/2040	15,89
60	BE0002483585	EUR	1.000.000.000	10/02/2015	10/02/2025	Fixed	0,750%	ACT/ACT	12/02/2024	10/02/2026	1,20
61	BE6276398136	EUR	5.000.000	19/02/2015	19/02/2035	Fixed	1,220%	ACT/ACT	19/02/2024	19/02/2036	11,23
62	BE0002484591	EUR	25.000.000	20/02/2015	20/02/2040	Fixed	1,296%	ACT/ACT	20/02/2024	20/02/2041	16,24
63	BE0002245141	EUR	25.000.000	28/01/2016	28/01/2039	Fixed	1,550%	ACT/ACT	29/01/2024	28/01/2040	15,18
64	BE0002246156	EUR	20.000.000	29/01/2016	29/01/2031	Fixed	1,300%	ACT/ACT	29/01/2024	29/01/2032	7,17
66	BE0002247162	EUR	25.000.000	17/03/2016	17/03/2031	Fixed	1,080%	ACT/ACT	18/03/2024	17/03/2032	7,30
67	BE0002257260	EUR	25.000.000	22/07/2016	22/07/2036	Fixed	0,780%	ACT/ACT	22/07/2024	22/07/2037	12,65
68	BE0002589670	EUR	42.000.000	26/03/2018	26/03/2038	Fixed	1,533%	ACT/ACT	26/03/2024	26/03/2039	14,33
69	BE0002593714	EUR	50.000.000	27/04/2018	27/04/2043	Fixed	1,561%	ACT/ACT	29/04/2024	27/04/2044	19,42
70	BE0002598762	EUR	500.000.000	12/06/2018	12/06/2028	Fixed	1,000%	ACT/ACT	12/06/2024	12/06/2029	4,54
72	BE0002682632	EUR	500.000.000	28/01/2020	28/01/2030	Fixed	0,125%	ACT/ACT	29/01/2024	28/01/2031	6,17
73	BE0002716976	EUR	700.000.000	18/06/2020	18/06/2026	Fixed	0,010%	ACT/ACT	18/06/2024	18/06/2027	2,55
74	BE0002715960	EUR	700.000.000	18/06/2020	18/06/2031	Fixed	0,010%	ACT/ACT	18/06/2024	18/06/2032	7,56
75	BE0002714955	EUR	600.000.000	19/06/2020	19/06/2034	Fixed	0,125%	ACT/ACT	19/06/2024	19/06/2035	10,56
76	BE0002856376	EUR	600.000.000	12/05/2022	12/10/2027	Fixed	1,375%	ACT/ACT	14/10/2024	12/10/2028	3,87
77	BE0002855360	EUR	700.000.000	12/05/2022	12/08/2030	Fixed	1,625%	ACT/ACT	12/08/2024	12/08/2031	6,71
78	BE0002857382	EUR	700.000.000	12/05/2022	12/09/2033	Fixed	1,875%	ACT/ACT	12/09/2024	12/09/2034	9,79
79	BE0002858398	EUR	700.000.000	12/05/2022	12/05/2036	Fixed	1,875%	ACT/ACT	13/05/2024	12/05/2037	12,46

Series	ISIN	Currency	Outstanding Amount	Issue Date	Maturity Date	Coupon Type	Coupon	Day Count	Next Interest Payment Date	Extended Maturity Date	Remaining Average Life *
80	BE0002892736	EUR	500.000.000	18/10/2022	18/10/2027	Fixed	3,250%	ACT/ACT	18/10/2024	18/10/2028	3,89
81	BE0002921022	EUR	500.000.000	15/02/2023	15/02/2027	Fixed	3,000%	ACT/ACT	15/02/2024	15/02/2028	3,22
82	BE0002970516	EUR	1.000.000.000	18/10/2023	18/10/2028	Fixed	3,625%	ACT/ACT	18/10/2024	18/10/2029	4,89
83	BE0002978592	EUR	10.000.000	16/11/2023	16/11/2043	Fixed	3,602%	ACT/ACT	18/11/2024	16/11/2044	19,98
84	BE0002981620	EUR	750.000.000	21/11/2023	21/08/2029	Fixed	3,375%	ACT/ACT	21/08/2024	21/08/2030	5,73
85	BE0002982636	EUR	750.000.000	21/11/2023	21/03/2035	Fixed	3,500%	ACT/ACT	21/03/2024	21/03/2036	11,32
86	BE0002984657	EUR	750.000.000	23/11/2023	23/09/2038	Fixed	3,625%	ACT/ACT	23/09/2024	23/09/2039	14,83
87	BE0002986678	EUR	750.000.000	24/11/2023	24/06/2032	Fixed	3,250%	ACT/ACT	24/06/2024	24/06/2033	8,58
88	BE0002985662	EUR	35.000.000	23/11/2023	23/11/2043	Fixed	3,580%	ACT/ACT	25/11/2024	23/11/2044	20,00

* At the Reporting Date until Maturity Date

Totals

Total Outstanding (in EUR) :	13.287.000.000
Current Weighted Average Fixed Coupon :	2,006%
Weighted Average Remaining Average Life : *	6,92

* At the Reporting Date until Maturity Date

Belfius Bank Senior Unsecured Ratings

	Long Term Rating	Outlook	Short Term Rating
Standard and Poor's	A	Stable	A-1
Moody's	A1	Positive	P-1
Fitch	A-	Stable	F1

Belfius Mortgage Pandbrieven Ratings

	Rating	Outlook
Standard and Poor's	AAA	Stable
Fitch	AAA	Stable

Test Summary

(all amounts in EUR unless stated otherwise)

1. Outstanding Mortgage Pandbrieven and Cover Assets

Outstanding Mortgage Pandbrieven:	13.287.000.000 (i)
Nominal Balance Residential Mortgage Loans	16.231.540.836 (ii)
Nominal Balance Public Finance Exposures	345.500.000 (iii)
Nominal Balance Financial Institution Exposures	0 (iv)
Nominal OC Level [(ii)+(iii)+(iv)]/(i) - 1	24,76%

2. Residential Mortgage Loans Cover Test

Value of the Residential Mortgage Loans (as defined in Royal Decree Article 6 § 2):	14.810.732.896 (v)
Ratio Value of the Residential Mortgage Loans / Mortgage Pandbrieven Issued (v)/(i):	111,47%
--> Cover Test Royal Decree Article 5 § 1 (> 85%)	Pass
--> Issue Covenant (iv) Prospectus (> 105%)	Pass

3. Total Asset Cover Test

Value of Public Finance Exposures (definition Royal Decree):	348.310.477 (vi)
Value of Financial Institution Exposures (definition Royal Decree):	0 (vii)
Value of the Cover Assets (VCA) before Amortisation Revenue Test Shortfall: (v)+(vi)+(vii)	15.159.043.373 (viii)
Interest and Principal Coverage Test Revenue Shortfall: $\text{Max}[0, (xiii)+(xiv)-(xi)]$	162.494.459 (ix)
Value of the Cover Assets (VCA) after Amortisation Revenue Test Shortfall: (viii)-(ix)	14.996.548.913 (x)
Ratio Value of all Cover Assets / Mortgage Pandbrieven Issued: (x)/(i)	112,87%
--> Cover Test Royal Decree Article 5 § 2	Pass

4. Interest and Principal Coverage Test

Interest Proceeds Cover Assets:	2.139.382.123 (xi)
<i>Total Restricted Interest Proceeds Residential Mortgage Loans:</i>	2.126.601.298
<i>Total Restricted Interest Proceeds Public Finance Exposures:</i>	12.780.825
<i>Total Restricted Interest Proceeds Financial Institution Exposures:</i>	0
<i>Impact Derivatives:</i>	0
Principal Proceeds Cover Assets:	15.986.676.576 (xii)
<i>Total VCA Restricted Principal Proceeds Residential Mortgage Loans:</i>	15.641.176.576
<i>Total VCA Restricted Principal Proceeds Public Finance Exposures:</i>	345.500.000
<i>Total VCA Restricted Principal Proceeds Financial Institution Exposures:</i>	0
<i>Impact Derivatives:</i>	0
Interest Requirement Covered Bonds:	2.109.633.275 (xiii)
Costs, Fees and Expenses Related to Covered Bonds:	192.243.308 (xiv)
Principal Requirements Covered Bonds:	13.287.000.000 (xv)
Total Surplus (+) / Deficit (-): (xi)+(xii)-(xiii)-(xiv)-(xv)	2.537.182.117
--> Cover Test Royal Decree Article 5 §3 (Amortisation Test)	Pass

5. Liquidity Tests

Cumulative Cash Inflow Next 180 Days	1.168.470.256,55	(xvi)
Cumulative Cash Outflow Next 180 Days	-68.282.024,32	(xiiv)
Liquidity Surplus (+) / Deficit (-) (xvi)+(xvii)	1.100.188.232,23	
<i>--> Liquidity Test Royal Decree Article 7 §1</i>		<i>Pass</i>

Mark-to-Market Liquid Bonds minus ECB Haircut	288.020.226,11	(xviii)
Interest Payable on Mortgage Pandbrieven next 12 months	227.941.684,55	(xix)
Excess Coverage Interest Mortgage Pandbrieven by Liquid Bonds (xviii)-(xix)	60.078.541,56	(xx)
<i>--> Issuer Covenant (vii) Prospectus ((xx) > 0)</i>		<i>Pass</i>

Cover Pool Summary

Portfolio Cut-off Date

30/11/23

1. Residential Mortgage Loans

See Stratification Tables Mortgages for more details.

All Residential Mortgage Loans are euro denominated.

Outstanding Balance of Residential Mortgage Loans at the Cut-off Date	16.231.540.835,66
Principal Redemptions between Cut-off date and Reporting Date	0,00
Interest Payments between Cut-off Date and Reporting Date	0,00
Number of borrowers	158.449
Number of loans	262.838
Average Outstanding Balance per borrower	102.440,16
Average Outstanding Balance per loan	61.754,92
Weighted average Original Loan to Initial Value	77,14%
Weighted average Current Loan to Current Value	42,26%
Weighted average seasoning (in months)	70,58
Weighted average remaining maturity (in years, at 0% CPR)	13,45
Weighted average initial maturity (in years, at 0% CPR)	19,38
Remaining average life (in years, at 0% CPR)	7,16
Remaining average life (in years, at 2% CPR)	6,50
Remaining average life (in years, at 5% CPR)	5,60
Remaining average life (in years, at 10% CPR)	4,45
Remaining average life to interest reset (in years, at 0% CPR)	6,49
Percentage of Fixed Rate Loans	88,20%
Percentage of Resettable Rate Loans	11,80%
Weighted average interest rate	2,060%
Weighted average interest rate Fixed Rate Loans	2,039%
Weighted average interest rate Resettable Rate Loans	2,221%

2. Registered Cash

Registered Cash Proceeds under the Residential Mortgage Loans	289.744.526,53
---	----------------

3. Public Sector Exposure (Liquid Bond Positions)

	Position 1	Position 2	Position 3	Position 4	Position 5	Position 6	Position 7
Isin Code	SI0002103602	XS1808478710	XS1936209490	SI0002103966	XS2153608141	SI0002103990	XS2156776309
Issuer Name	REPUBLIC OF SLOVENIA	PROVINCE OF ALBERTA	PROVINCE OF ALBERTA	REPUBLIC OF SLOVENIA	PROVINCE OF ONTARIO	REPUBLIC OF SLOVENIA	PROVINCE OF ALBERTA
Series Number	0	0	0	0	0	0	0
Currency	EUR	EUR	EUR	EUR	EUR	EUR	EUR
Nominal Amount	21.000.000,00	15.000.000,00	31.500.000,00	5.000.000,00	14.000.000,00	27.000.000,00	7.000.000,00
Issue Date	3/03/16	18/04/18	16/01/19	14/01/20	8/04/20	15/04/20	16/04/20
Maturity Date	3/03/32	18/04/25	16/01/26	14/01/30	8/04/27	15/07/30	16/04/25
Coupon Type	Fixed	Fixed	Fixed	Fixed	Fixed	Fixed	Fixed
Coupon	2,2500%	0,6250%	0,6250%	0,2750%	0,3750%	0,8750%	0,5000%
ECB Haircut	3,0000%	1,5000%	1,5000%	2,0000%	2,5000%	2,0000%	1,5000%
S&P Rating	AA-	A+	A+	AA-	A+	AA-	A+
Fitch Rating	A	AA-	AA-	A	AA-	A	AA-
Moody's Rating	A3	Aa2	Aa2	A3	Aa3	A3	Aa2
Mark-to-Market Value	19.821.419,59	14.482.122,95	30.009.426,47	4.210.054,79	12.821.195,21	23.368.721,92	6.744.838,01
Accounting Value	23.511.631,07	15.047.463,60	31.634.813,14	5.005.632,62	14.017.398,97	27.043.014,96	7.018.516,32

4. Derivatives

None

	Position 8	Position 9	Position 10	Position 11	Position 12	Position 13	Position 14
Isin Code	XS2156776309	FR0013510724	XS2262263622	SI0002104105	XS2307854062	XS2338991941	FR0014003U03
Issuer Name	PROVINCE OF ALBERTA	BPIFRANCE SA	PROVINCE OF ONTARIO	REPUBLIC OF SLOVENIA	UNICIPALITY FINANCE PL	PROVINCE OF QUEBEC	BPIFRANCE SA
Series Number	0	0	0	0	0	0	0
Currency	EUR	EUR	EUR	EUR	EUR	EUR	EUR
Nominal Amount	17.000.000,00	13.500.000,00	36.000.000,00	20.000.000,00	32.500.000,00	28.000.000,00	20.000.000,00
Issue Date	16/04/20	6/05/20	24/11/20	12/01/21	2/03/21	5/05/21	4/06/21
Maturity Date	16/04/25	26/02/27	25/11/30	12/02/31	2/03/31	5/05/31	4/06/31
Coupon Type	Fixed	Fixed	Fixed	Fixed	Fixed	Fixed	Fixed
Coupon	0,5000%	0,1250%	0,0100%	0,0000%	0,0000%	0,2500%	0,2500%
ECB Haircut	1,5000%	2,5000%	3,5000%	3,0000%	4,5000%	4,5000%	4,5000%
S&P Rating	A+	-	A+	AA-	AA+	AA-	-
Fitch Rating	AA-	AA-	AA-	A		AA-	AA-
Moody's Rating	Aa2	Aa2	Aa3	A3	Aa1	Aa2	Aa2
Mark-to-Market Value	16.380.320,89	12.281.809,01	28.907.329,32	15.896.100,00	26.286.812,50	22.648.962,19	16.220.920,55
Accounting Value	17.044.968,21	13.460.854,12	36.017.643,45	20.130.276,00	32.549.523,50	27.988.401,21	19.979.815,56

	Position 15	Position 16	Position 17
Isin Code	XS2351088955	XS2435787283	XS2529234200
Issuer Name	PROVINCE OF ONTARIO	PROVINCE OF QUEBEC	KOMMUNEKREDIT
Series Number	0	0	0
Currency	EUR	EUR	EUR
Nominal Amount	19.000.000,00	25.000.000,00	14.000.000,00
Issue Date	9/06/21	25/01/22	8/09/22
Maturity Date	9/06/31	25/01/32	15/09/32
Coupon Type	Fixed	Fixed	Fixed
Coupon	0,2500%	0,5000%	2,3750%
ECB Haircut	4,5000%	4,5000%	16,0000%
S&P Rating	A+	AA-	AAA
Fitch Rating	AA-	AA-	
Moody's Rating	Aa3	Aa2	Aaa
Mark-to-Market Value	15.262.258,84	20.243.696,92	13.381.832,88
Accounting Value	18.919.478,60	24.950.336,95	13.990.708,72

Stratification Tables Residential Mortgage Loans

Original Loan to Initial Value		average
	Balance in EUR	77,14%
0 - 10%	9.090.693,70	0,06%
10 - 20%	82.183.241,67	0,51%
20 - 30%	261.209.547,91	1,61%
30 - 40%	572.842.792,82	3,53%
40 - 50%	1.017.693.258,07	6,27%
50 - 60%	1.556.543.664,81	9,59%
60 - 70%	2.093.390.476,28	12,90%
70 - 80%	2.678.617.210,60	16,50%
80 - 90%	2.731.631.983,46	16,83%
90 - 100%	3.878.562.165,82	23,90%
100 - 110%	999.138.254,44	6,16%
110 - 120%	350.637.546,08	2,16%
>=120%	0,00	0,00%
	16.231.540.835,66	100,00%

Current Loan to Current Value		average
	Balance in EUR	42,26%
0 - 10%	737.466.557,01	4,54%
10 - 20%	1.508.978.272,01	9,30%
20 - 30%	2.214.747.970,82	13,64%
30 - 40%	2.738.051.440,81	16,87%
40 - 50%	3.022.444.468,06	18,62%
50 - 60%	2.946.326.333,53	18,15%
60 - 70%	2.164.814.977,29	13,34%
70 - 80%	694.457.469,93	4,28%
80 - 90%	154.933.734,82	0,95%
90 - 100%	41.857.614,52	0,26%
100 - 110%	6.840.050,97	0,04%
110 - 120%	621.945,89	0,00%
>=120%	0,00	0,00%
	16.231.540.835,66	100,00%

Current Loan to Initial Value		average
	Balance in EUR	53,52%
0 - 10%	369.852.832,78	2,28%
10 - 20%	862.947.496,22	5,32%
20 - 30%	1.343.973.470,60	8,28%
30 - 40%	1.881.013.205,38	11,59%
40 - 50%	2.310.365.051,64	14,23%
50 - 60%	2.603.062.577,63	16,04%
60 - 70%	2.734.005.963,08	16,84%
70 - 80%	2.454.714.708,29	15,12%
80 - 90%	1.407.393.896,69	8,67%
90 - 100%	200.320.713,64	1,23%
100 - 110%	50.090.809,85	0,31%
110 - 120%	10.905.766,67	0,07%
>=120%	2.894.343,19	0,02%
	16.231.540.835,66	100,00%

Remaining Term To Maturity		average
in months	Balance in EUR	161,36
0 - 24	309.060.129,37	1,90%
24 - 48	538.164.388,96	3,32%
48 - 72	776.936.847,67	4,79%
72 - 96	1.235.420.470,05	7,61%
96 - 120	1.242.584.790,42	7,66%
120 - 144	1.943.648.643,99	11,97%
144 - 168	2.670.208.231,90	16,45%
168 - 192	2.523.236.931,03	15,55%
192 - 216	1.357.797.311,49	8,37%
216 - 240	1.557.550.896,54	9,60%
240 - 264	1.431.095.631,00	8,82%
264 - 288	485.430.414,88	2,99%
288 - 312	160.406.148,36	0,99%
312 - 336	0,00	0,00%
336 - 360	0,00	0,00%
	16.231.540.835,66	100,00%

Distribution of Outstanding Loan Balance		average		
in EUR 1000	Balance in EUR	102.438	Number of Clients	
0 - 50	1.270.701.594,34	7,83%	63.416	40,02%
50 - 100	2.537.490.005,45	15,63%	34.200	21,58%
100 - 150	3.086.583.018,02	19,02%	25.058	15,81%
150 - 200	2.599.371.079,84	16,01%	15.056	9,50%
200 - 250	1.899.856.884,00	11,70%	8.530	5,38%
250 - 300	1.274.466.627,39	7,85%	4.682	2,95%
300 - 350	827.767.716,33	5,10%	2.565	1,62%
350 - 400	550.859.784,86	3,39%	1.473	0,93%
400 - 450	393.678.100,94	2,43%	930	0,59%
450 - 500	300.045.653,12	1,85%	633	0,40%
500 - 550	235.390.830,92	1,45%	449	0,28%
550 - 600	168.741.148,99	1,04%	294	0,19%
600 - 650	136.833.801,42	0,84%	220	0,14%
650 - 700	118.309.694,87	0,73%	175	0,11%
700 - 750	90.531.694,90	0,56%	125	0,08%
750 - 800	80.604.697,47	0,50%	104	0,07%
800 - 850	67.583.935,85	0,42%	82	0,05%
850 - 900	57.577.838,41	0,35%	66	0,04%
900 - 950	44.407.068,44	0,27%	48	0,03%
950 - 1.000	54.689.658,68	0,34%	56	0,04%
>=1.000	436.050.001,42	2,69%	290	0,18%
	16.231.540.835,66	100,00%	158.452,00	100,00%

Initial Term To Maturity		average
in years	Balance in EUR	19,38
0 - 2	44.129.817,32	0,27%
2 - 4	8.065.726,15	0,05%
4 - 6	42.284.185,63	0,26%
6 - 8	55.796.534,63	0,34%
8 - 10	1.159.362.861,82	7,14%
10 - 12	225.429.276,30	1,39%
12 - 14	406.546.134,95	2,50%
14 - 16	2.286.230.441,47	14,09%
16 - 18	930.287.754,71	5,73%
18 - 20	6.638.999.559,03	40,90%
20 - 22	94.636.552,38	0,58%
22 - 24	173.211.715,54	1,07%
24 - 26	3.994.058.963,38	24,61%
26 - 28	7.436.887,85	0,05%
28 - 30	165.064.424,50	1,02%
	16.231.540.835,66	100,00%

Interest Rate		average
Rate	Balance in EUR	2,06%
0 - 0,5%	51.308.297,33	0,32%
0,5 - 1%	461.495.028,57	2,84%
1 - 1,5%	2.768.912.894,26	17,06%
1,5 - 2%	6.272.236.789,12	38,64%
2 - 2,5%	3.443.484.338,95	21,21%
2,5 - 3%	1.426.982.640,70	8,79%
3 - 3,5%	805.284.199,14	4,96%
3,5 - 4%	486.526.778,73	3,00%
4 - 4,5%	229.301.599,64	1,41%
4,5 - 5%	159.255.965,08	0,98%
5 - 5,5%	93.812.063,46	0,58%
5,5 - 6%	26.482.608,15	0,16%
6 - 6,5%	5.755.304,97	0,04%
6,5 - 7%	638.526,17	0,00%
7 - 7,5%	63.334,99	0,00%
7,5 - 8%	466,40	0,00%
8 - 8,5%	0,00	0,00%
8,5 - 9%	0,00	0,00%
9 - 9,5%	0,00	0,00%
9,5 - 10%	0,00	0,00%
>=10%	0,00	0,00%
	16.231.540.835,66	100,00%

Loan to Mortgage Inscription Ratio (LTM)		average
	Balance in EUR	131,18%
0 - 20%	332.001.183,16	2,05%
20 - 40%	923.870.632,08	5,69%
40 - 60%	2.079.128.664,87	12,81%
60 - 80%	4.235.216.796,28	26,09%
80 - 100%	1.962.040.310,83	12,09%
100 - 120%	962.575.874,58	5,93%
120 - 140%	984.670.422,40	6,07%
140 - 160%	992.884.411,42	6,12%
160 - 180%	732.980.871,19	4,52%
180 - 200%	500.915.930,80	3,09%
200 - 300%	1.415.866.184,26	8,72%
300 - 400%	511.507.379,33	3,15%
400 - 500%	219.707.332,43	1,35%
>=500%	378.174.842,03	2,33%
	16.231.540.835,66	100,00%

Interest Type

Type	Balance in EUR	
10/5/5	89.317.546,43	0,55%
1/1/1	602.579.367,31	3,71%
15/5/5	40.699.045,41	0,25%
20/5/5	52.454.106,20	0,32%
3/3/3	1.000.522.788,29	6,16%
5/5/5	129.969.848,82	0,80%
FIXED RATE PRODUCT	14.315.998.133,20	88,20%
	16.231.540.835,66	100,00%

Seasoning in months	Balance in EUR	average
		70,58
0 - 12	594.504.371,61	3,66%
12 - 24	891.798.916,16	5,49%
24 - 36	1.118.892.345,14	6,89%
36 - 48	1.192.035.922,40	7,34%
48 - 60	2.977.751.928,46	18,35%
60 - 72	2.393.118.881,85	14,74%
72 - 84	2.006.337.907,12	12,36%
84 - 96	2.112.185.491,83	13,01%
96 - 108	1.667.371.887,36	10,27%
108 - 120	254.516.938,24	1,57%
120 - 132	118.821.389,48	0,73%
132 - 144	155.297.853,64	0,96%
144 - 156	155.464.441,51	0,96%
156 - 168	224.419.370,06	1,38%
168 - 180	51.779.797,76	0,32%
180 - 192	41.352.739,43	0,25%
192 - 204	56.834.510,69	0,35%
204 - 216	93.589.311,78	0,58%
216 - 228	92.411.451,01	0,57%
228 - 240	19.431.331,20	0,12%
240 - 252	6.400.556,48	0,04%
252 - 264	2.100.225,16	0,01%
264 - 276	1.184.421,99	0,01%
276 - 288	1.314.051,34	0,01%
288 - 300	1.480.844,13	0,01%
300 - 312	479.171,81	0,00%
312 - 324	237.673,17	0,00%
324 - 336	290.815,40	0,00%
336 - 348	136.289,45	0,00%
	16.231.540.835,66	100,00%

Distribution of Average Life to Final Maturity (at 0% CPR)	average	
	Balance in EUR	7,16
0 - 1	256.148.524,81	1,58%
1 - 2	498.839.517,04	3,07%
2 - 3	653.555.870,54	4,03%
3 - 4	1.149.655.768,16	7,08%
4 - 5	1.134.134.139,71	6,99%
5 - 6	1.626.398.962,27	10,02%
6 - 7	2.453.562.180,22	15,12%
7 - 8	2.321.682.118,49	14,30%
8 - 9	1.743.696.027,69	10,74%
9 - 10	1.176.422.391,43	7,25%
10 - 11	1.665.239.707,40	10,26%
11 - 12	1.000.996.313,23	6,17%
12 - 13	312.017.646,47	1,92%
13 - 14	188.130.083,76	1,16%
14 - 15	30.640.531,44	0,19%
15 - 16	6.701.765,83	0,04%
16 - 17	2.843.100,00	0,02%
17 - 18	5.837.614,87	0,04%
18 - 19	2.719.063,00	0,02%
19 - 20	1.575.151,00	0,01%
20 - 21	287.358,30	0,00%
21 - 22	0,00	0,00%
22 - 23	177.000,00	0,00%
23 - 24	0,00	0,00%
24 - 25	280.000,00	0,00%
>=25	0,00	0,00%
	16.231.540.835,66	100,00%

Distribution of Average Life To Interest Reset Date (at 0% CPR)	Balance in EUR	average
		6,49
0 - 1	1.334.100.440,77	8,22%
1 - 2	877.984.797,57	5,41%
2 - 3	804.901.070,93	4,96%
3 - 4	993.120.155,50	6,12%
4 - 5	1.046.864.039,76	6,45%
5 - 6	1.492.829.242,79	9,20%
6 - 7	2.212.807.157,05	13,63%
7 - 8	1.978.020.691,81	12,19%
8 - 9	1.600.645.806,85	9,86%
9 - 10	1.082.153.846,93	6,67%
10 - 11	1.392.651.924,73	8,58%
11 - 12	891.379.966,99	5,49%
12 - 13	292.497.442,04	1,80%
13 - 14	183.451.640,88	1,13%
14 - 15	29.142.042,06	0,18%
15 - 16	6.649.115,83	0,04%
16 - 17	2.513.100,00	0,02%
17 - 18	5.837.614,87	0,04%
18 - 19	2.313.380,00	0,01%
19 - 20	1.110.000,00	0,01%
20 - 21	287.358,30	0,00%
21 - 22	0,00	0,00%
22 - 23	0,00	0,00%
23 - 24	0,00	0,00%
24 - 25	280.000,00	0,00%
>=25	0,00	0,00%
	16.231.540.835,66	100,00%

Geographic distribution

Province	Balance in EUR	
Antwerpen	2.475.539.506,93	15,25%
Brabant wallon	754.362.424,77	4,65%
Brussel	1.538.748.772,75	9,48%
Hainaut	1.616.958.814,23	9,96%
Liège	1.681.645.605,83	10,36%
Limburg	1.294.241.061,18	7,97%
Luxembourg	368.049.286,87	2,27%
Namur	823.778.970,22	5,08%
Oost-Vlaanderen	2.151.837.807,61	13,26%
Vlaams-Brabant	1.798.050.835,50	11,08%
West-Vlaanderen	1.728.327.749,78	10,65%
	16.231.540.835,66	100,00%

Repayment Type

Repayment Type	Balance in EUR	
ANNUITY	15.292.861.512,26	94,22%
BULLET	540.543.897,74	3,33%
LINEAR	129.658.764,87	0,80%
PROGRESSIVE ANNUITY	268.476.660,79	1,65%
	16.231.540.835,66	100,00%

Property Use Status

Type	Balance in EUR	
Buy-to-let/Non-owner occupied	595.508.527,80	3,67%
Owner occupied	15.574.213.122,05	95,95%
Second home/Holiday houses	61.819.185,81	0,38%
	16.231.540.835,66	100,00%

IFRS9 Status

Status	Balance in EUR		Number of loans	
Stage 1	14.802.055.851,33	91,19%	245.504	93,41%
Stage 2	1.429.484.984,33	8,81%	17.334	6,59%
Stage 3	0,00	0,00%	0	0,00%
	16.231.540.835,66	100,00%	262.838	100,00%

Cover Pool Performance

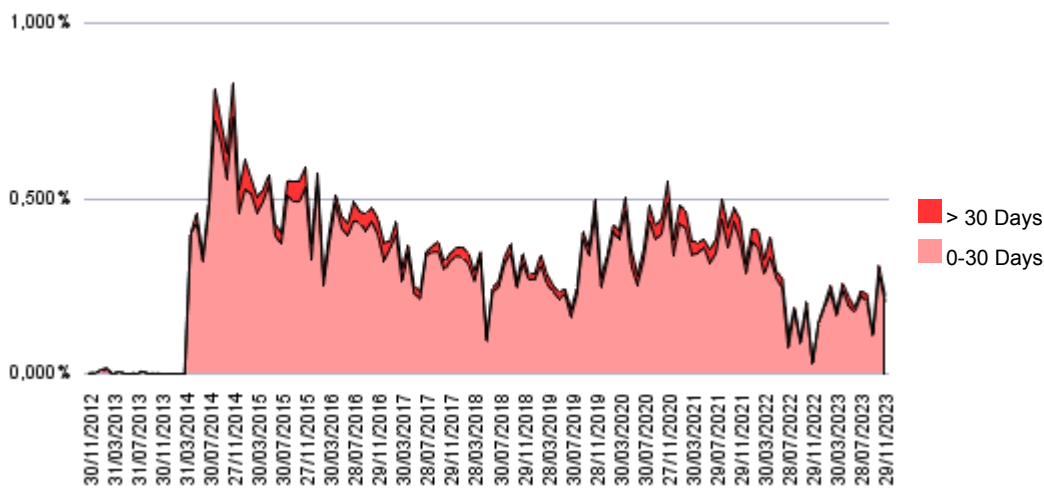
Portfolio Cut-Off Date

30/11/23

1. Delinquencies (at cut-off date)

	in EUR	in %	in number of loans	in %
Performing	16.195.090.459,20	99,775%	262.334	99,808%
0 - 30 Days	33.718.202,41	0,208%	459	0,175%
30 - 60 Days	2.732.174,05	0,017%	45	0,017%
60 - 90 Days	0,00	0,000%	0	0,000%
>=90 Days	0,00	0,000%	0	0,000%
Total	16.231.540.835,66	100,000%	262.838	100,000%

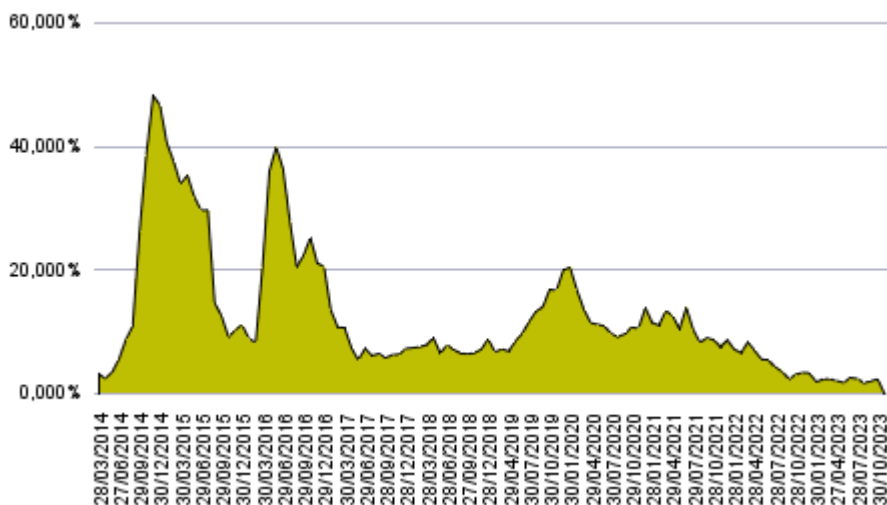
Delinquency History (Balance delinquent loans divided by total balance)



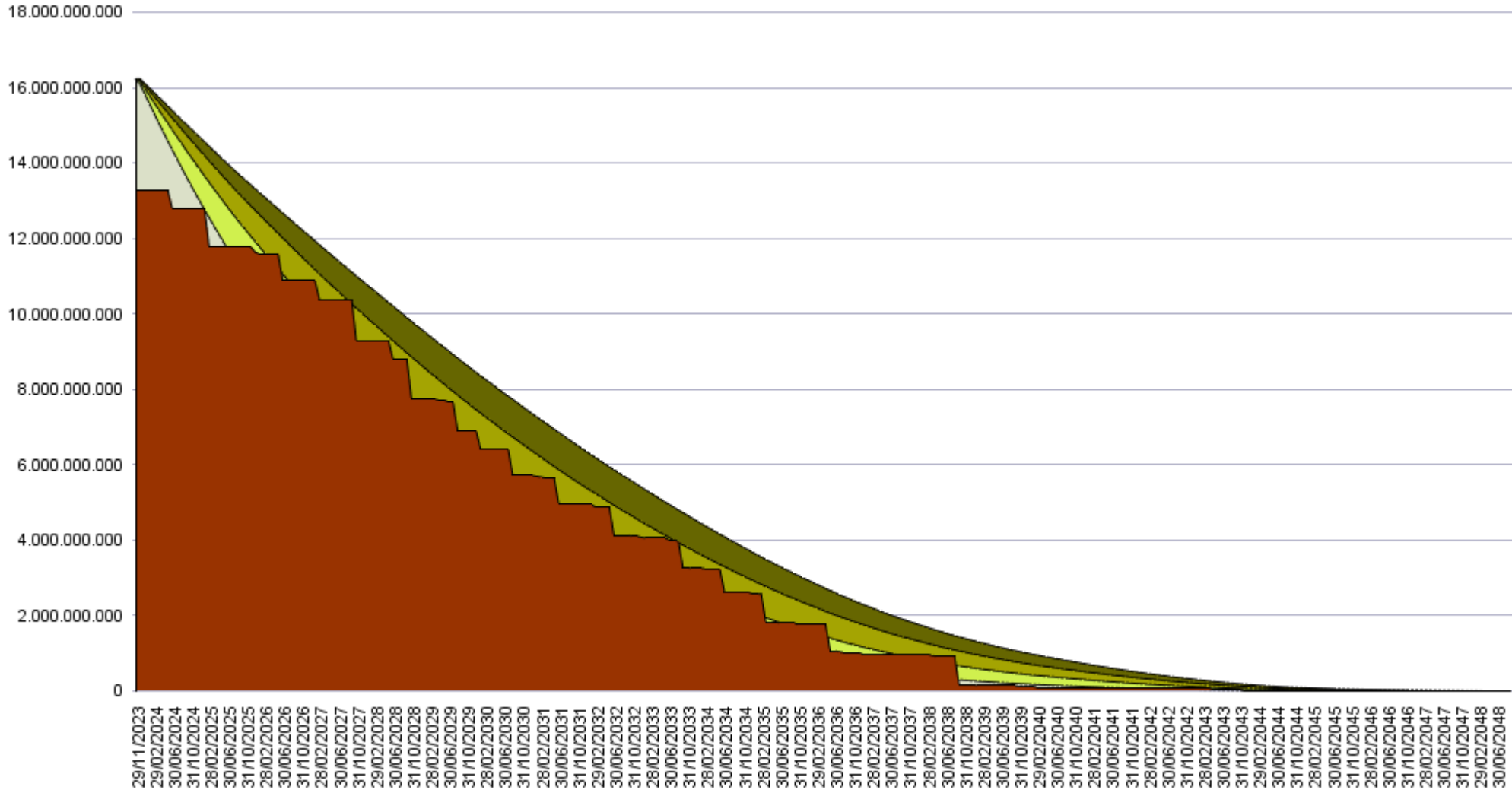
2. Prepayments Past Month

	Monthly%	Annualised%
Full Prepayment	0,00%	0,00%
Partial Prepayment	0,00%	0,00%
Total Prepayment	0,00%	0,00%

Prepayment History (annualised CPR)



Amortisation Profiles (all amounts in EUR)



- Outstanding Residential Mortgage Loans (0% CPR)
- Outstanding Residential Mortgage Loans (2% CPR)
- Outstanding Residential Mortgage Loans (5% CPR)
- Outstanding Residential Mortgage Loans (10% CPR)
- Covered Bonds (until maturity date)

Definitions and Remarks

Interest and Principal coverage Test

The interest and principal coverage test is done at the CPR which is derived from Belfius internal Prepayment model. This CPR changes over time.

Costs, Fees and Expenses Related to Covered Bonds are simulated based on the assumption of a fixed amount of EUR 5,3 million p.a. and 6 bp on the outstanding mortgage loan balance.

Liquidity Test

The liquidity test is done as defined in the Royal Decree. The liquidity test is done at the most conservative CPR assumption, being the CPR at which the cash flow comes in at the slowest speed, being 0% CPR

Original Loan to Initial Value

Original Loan to Initial Value is defined as the ratio of the sum of the initial (active) credit opening a client has been granted divided by the sum of the initial property values on which Belfius has been granted a first ranking mortgage inscription by the client. Properties on which Belfius has no first ranking inscriptions as well as any other guarantee Belfius has obtained are excluded for the purpose of this calculation.

Current Loan to Current Value

Current Loan to Current Value is defined as the ratio of the sum of the current balance of all residential mortgage loans a client has with Belfius divided by the sum of the current property values on which Belfius has been granted a first ranking mortgage inscription by the client. Properties on which Belfius has no first ranking inscriptions as well as any other guarantee Belfius has obtained are excluded for the purpose of this calculation. The current property value is the value derived after indexation.

Loan to Mortgage Inscription Ratio (LTM)

The Loan to Mortgage Inscription (LTM) gives the ratio between the sum of the current balance of all residential mortgage loans a client has with Belfius divided by the sum of all first and subsequent ranking mortgage inscriptions which the client has granted to Belfius. In case this ratio is in excess of 100%, the part above 100% is typically secured by a mandate.

Interest Type

The interest type "Fixed" means that the interest rate of a loan is fixed during the entire life of the loan. The interest types "X/Y/Y" are interest types whereby the loan has a first fixed interest period of Y years followed by fixed interest periods of X years. A 10/5/5 is hence a loan that has an interest rate that is fixed during the first 10 years after which it will have fixed interest periods of 5 year. The interest resets are legally defined in Belgium and are based on the OLO rates.

Prepayments

The monthly percentage is defined as: $\text{Amount Prepaid during the month} / (\text{Initial Balance} - \text{Scheduled Payments})$

The annual percentage (CPR) is defined as: $1 - (1 - \text{monthly percentage})^{12}$

In order to calculate the prepayment rates, only those loans are taken into account that were present in the cover pool during the entire month. Loans that were taken out of the cover pool during the past month or added to the cover pool during the past month are excluded for the prepayment calculation.

Amortisation Profiles

For the purpose of calculating the amortisation profiles, the interest and principal payments, loans with a resettable rate are simulated using the relevant forward OLO rates in order to simulate the interest resets and the resulting monthly interest and principal payments amounts.

No yield compression is assumed in the calculations provided in this report where CPR assumptions different from 0% are used.

Disclaimer

This document is prepared by Belfius Bank NV/SA, Place Charles Rogier 11, 1210 Brussels, Belgium (herein referred as 'Belfius Bank') on behalf of itself.

This document is published purely for the purposes of information, it contains no offer or invitation for the purchase or sale of financial instruments, does not comprise investment advice and is not confirmation of any transaction.

The information in this document has been treated with all reasonable care. Nevertheless errors or omissions cannot be excluded and no warranty can be given as to the completeness of the information of this document.

All opinions, estimates and projections contained in this document are those of Belfius Bank as of the date hereof and are subject to change without notice. The information contained in this document was obtained from a number of different sources. Belfius Bank exercises the greatest care when choosing its sources of information and passing the information. Nevertheless errors or omissions in those sources or processes cannot be excluded a priori.

Belfius Bank cannot be held liable for any direct or indirect damage or loss resulting from the use of this document.

The information contained in this document is published for the assistance of the recipient, but is not to be relied upon as authoritative or taken in substitution for the exercise of judgment by any recipient. Nothing in this document shall form the basis of any contract or commitment whatsoever.

In the United Kingdom, this report is intended only for Investment Professionals (as defined in The Financial Services and Markets Act 2000 (Financial Promotion) Order 2001) and is not intended to be distributed or passed on, directly or indirectly, to any other class of persons (in particular retail client) in the United Kingdom.

The information is not intended for persons who are resident in the United States or who are physically present in the United States and the Mortgage Pandbrieven are not or will not be registered under the US Securities Act of 1933 as amended and the Mortgage Pandbrieven may not be offered or sold within the United States or to, or for the account or benefit of US persons, except in certain circumstances exempt from the registration requirements of the Securities Act.

Potential users of this document and each investor is encouraged to contact its local regulatory authorities to determine whether any restrictions apply to their ability to purchase investments to which this report refers.

This report is made available to you for information purposes and this report or any part of it may not be reproduced, distributed or published without the prior written consent of Belfius Bank. All rights reserved.