

EUR 10 Billion Mortgage Pandbrieven Programme

Reporting Date :

Reporting Date:	30/01/2015
Date of Previous Report:	31/12/2014

Contact Details :

Head of Treasury

Jean-François Deschamps +3222226941 jean-francois.deschamps@belfius.be

Long Term Funding (new issues and investor contact)

Ellen Van Steen +3222227064 ellen.vansteen@belfius.be

Christine Lepage +3222227028 christine.lepage@belfius.be

Asset Based Solutions (cover pool and programme management)

Bart Verwaest +3222227083 bart.verwaest@belfius.be

Carol Wandels +3222227018 carol.wandels@belfius.be

Peter Degroote +3222227122 peter.degroote@belfius.be

Noteholders' Representative

Stichting Belfius Mortgage Pandbrieven Noteholders' Representative

Prins Bernhardplein 200

1097 JB Amsterdam

The Netherlands

Website :

<https://www.belfius.be/financial/NL/Debt/index.aspx>

Remark :

The investor report is provided in pdf and excel-format.

The excel-format has been provided for information purposes only and in case of contradiction between the pdf and excel-format, the pdf-format will prevail.

Outstanding Series

Series	ISIN	Currency	Outstanding Amount	Issue Date	Maturity Date	Coupon Type	Coupon	Day Count	Next Interest Payment Date	Extended Maturity Date	Remaining Average Life *
1	BE0002419910	EUR	1,250,000,000	27/11/2012	27/11/2017	Fixed	1.250%	ACT/ACT	27/11/2015	27/11/2018	2.83
2	BE0002421932	EUR	30,000,000	18/12/2012	18/12/2034	Fixed	3.000%	ACT/ACT	18/12/2015	18/12/2035	19.90
3	BE0002422948	EUR	30,000,000	18/12/2012	18/12/2034	Fixed	2.950%	ACT/ACT	18/12/2015	18/12/2035	19.90
4	BE0002423953	EUR	30,000,000	21/12/2012	21/12/2032	Fixed	2.920%	ACT/ACT	21/12/2015	21/12/2033	17.91
5	BE6247207192	EUR	15,000,000	17/01/2013	17/01/2033	Fixed	3.035%	ACT/ACT	18/01/2016	17/01/2034	17.98
6	BE0002424969	EUR	500,000,000	30/01/2013	30/01/2023	Fixed	2.125%	ACT/ACT	30/01/2015	30/01/2024	8.01
7	BE0002426014	EUR	75,000,000	04/02/2013	04/02/2032	Fixed	2.735%	ACT/ACT	04/02/2015	04/02/2033	17.03
8	BE0002427020	EUR	20,000,000	27/02/2013	27/02/2031	Fixed	2.770%	ACT/ACT	27/02/2015	27/02/2032	16.09
9	BE0002431063	EUR	25,000,000	02/04/2013	02/04/2038	Fixed	2.835%	ACT/ACT	02/04/2015	02/04/2039	23.19
10	BE0002435106	EUR	825,000,000	05/06/2013	05/06/2020	Fixed	1.375%	ACT/ACT	05/06/2015	05/06/2021	5.35
11	BE0002436112	EUR	15,000,000	13/06/2013	13/06/2035	Fixed	2.800%	ACT/ACT	15/06/2015	13/06/2036	20.38
12	BE0002437128	EUR	50,000,000	21/06/2013	21/06/2033	Fixed	2.855%	ACT/ACT	22/06/2015	21/06/2034	18.41
13	BE0002438134	EUR	50,000,000	27/06/2013	27/06/2029	Fixed	2.629%	ACT/ACT	29/06/2015	27/06/2030	14.42
14	BE0002439140	EUR	30,000,000	23/08/2013	23/08/2033	Fixed	3.010%	ACT/ACT	24/08/2015	23/08/2034	18.58
15	BE0002440155	EUR	20,000,000	27/08/2013	27/08/2036	Fixed	3.065%	ACT/ACT	27/08/2015	27/08/2037	21.59
16	BE6257118362	EUR	10,000,000	23/08/2013	23/08/2033	Fixed	3.145%	ACT/ACT	24/08/2015	23/08/2034	18.58
17	BE0002446210	EUR	50,000,000	17/10/2013	17/10/2028	Fixed	2.947%	ACT/ACT	19/10/2015	17/10/2029	13.73
18	BE0002447226	EUR	20,000,000	25/10/2013	27/10/2032	Fixed	3.175%	ACT/ACT	27/10/2015	27/10/2033	17.76
19	BE0002450253	EUR	44,000,000	31/10/2013	31/10/2035	Fixed	3.145%	ACT/ACT	02/11/2015	31/10/2036	20.77
20	BE6260796287	EUR	30,000,000	02/12/2013	02/12/2025	Fixed	2.460%	ACT/ACT	02/12/2015	02/12/2026	10.85
21	BE6260791239	EUR	3,000,000	02/12/2013	02/12/2025	Fixed	2.460%	ACT/ACT	02/12/2015	02/12/2026	10.85
22	BE6260793250	EUR	3,000,000	02/12/2013	02/12/2025	Fixed	2.460%	ACT/ACT	02/12/2015	02/12/2026	10.85
23	BE6260794266	EUR	2,000,000	02/12/2013	02/12/2025	Fixed	2.460%	ACT/ACT	02/12/2015	02/12/2026	10.85
24	BE6260795271	EUR	30,000,000	02/12/2013	02/12/2025	Fixed	2.460%	ACT/ACT	02/12/2015	02/12/2026	10.85
25	BE6260797293	EUR	30,000,000	02/12/2013	02/12/2025	Fixed	2.460%	ACT/ACT	02/12/2015	02/12/2026	10.85
26	BE6260798309	EUR	1,000,000	02/12/2013	02/12/2025	Fixed	2.460%	ACT/ACT	02/12/2015	02/12/2026	10.85
27	BE6260799315	EUR	1,000,000	02/12/2013	02/12/2025	Fixed	2.460%	ACT/ACT	02/12/2015	02/12/2026	10.85
28	BE6260801335	EUR	5,000,000	02/12/2013	02/12/2025	Fixed	2.460%	ACT/ACT	02/12/2015	02/12/2026	10.85
29	BE6260802341	EUR	10,000,000	02/12/2013	02/12/2025	Fixed	2.460%	ACT/ACT	02/12/2015	02/12/2026	10.85
30	BE6260803356	EUR	10,000,000	02/12/2013	02/12/2025	Fixed	2.460%	ACT/ACT	02/12/2015	02/12/2026	10.85
31	BE6260804362	EUR	15,000,000	02/12/2013	02/12/2025	Fixed	2.460%	ACT/ACT	02/12/2015	02/12/2026	10.85
32	BE6260805377	EUR	10,000,000	02/12/2013	02/12/2025	Fixed	2.460%	ACT/ACT	02/12/2015	02/12/2026	10.85
33	BE6260767965	EUR	10,000,000	29/11/2013	29/11/2033	Fixed	3.015%	ACT/ACT	30/11/2015	29/11/2034	18.85
34	BE6260768971	EUR	10,000,000	29/11/2013	29/11/2033	Fixed	3.015%	ACT/ACT	30/11/2015	29/11/2034	18.85
35	BE6260985237	EUR	10,000,000	05/12/2013	05/12/2036	Fixed	3.000%	ACT/ACT	07/12/2015	05/12/2037	21.87

Series	ISIN	Currency	Outstanding Amount	Issue Date	Maturity Date	Coupon Type	Coupon	Day Count	Next Interest Payment Date	Extended Maturity Date	Remaining Average Life *
36	BE6261018566	EUR	8,000,000	09/12/2013	09/12/2036	Fixed	2.995%	ACT/ACT	09/12/2015	09/12/2037	21.88
37	BE6261019572	EUR	2,000,000	09/12/2013	09/12/2036	Fixed	2.995%	ACT/ACT	09/12/2015	09/12/2037	21.88
38	BE6261086274	EUR	10,000,000	16/12/2013	16/12/2036	Fixed	3.015%	ACT/ACT	16/12/2015	16/12/2037	21.90
39	BE6261087280	EUR	1,000,000	16/12/2013	16/12/2036	Fixed	3.015%	ACT/ACT	16/12/2015	16/12/2037	21.90
40	BE6261088296	EUR	1,000,000	16/12/2013	16/12/2036	Fixed	3.015%	ACT/ACT	16/12/2015	16/12/2037	21.90
41	BE6261294415	EUR	11,000,000	30/12/2013	15/01/2026	Fixed	2.470%	ACT/ACT	15/01/2016	15/01/2027	10.97
42	BE6261298457	EUR	5,000,000	30/12/2013	15/01/2026	Fixed	2.470%	ACT/ACT	15/01/2016	15/01/2027	10.97
43	BE6261301483	EUR	4,000,000	30/12/2013	15/01/2026	Fixed	2.470%	ACT/ACT	15/01/2016	15/01/2027	10.97
44	BE6261296436	EUR	1,000,000	30/12/2013	15/01/2026	Fixed	2.470%	ACT/ACT	15/01/2016	15/01/2027	10.97
45	BE6261304511	EUR	10,000,000	30/12/2013	15/01/2026	Fixed	2.470%	ACT/ACT	15/01/2016	15/01/2027	10.97
46	BE6261305526	EUR	4,000,000	30/12/2013	15/01/2026	Fixed	2.470%	ACT/ACT	15/01/2016	15/01/2027	10.97
47	BE6261295420	EUR	1,000,000	30/12/2013	15/01/2026	Fixed	2.470%	ACT/ACT	15/01/2016	15/01/2027	10.97
48	BE6261293409	EUR	3,000,000	30/12/2013	15/01/2026	Fixed	2.470%	ACT/ACT	15/01/2016	15/01/2027	10.97
49	BE6261299463	EUR	1,000,000	30/12/2013	15/01/2026	Fixed	2.470%	ACT/ACT	15/01/2016	15/01/2027	10.97
50	BE6261303505	EUR	4,000,000	30/12/2013	15/01/2026	Fixed	2.470%	ACT/ACT	15/01/2016	15/01/2027	10.97
51	BE6261300477	EUR	4,000,000	30/12/2013	15/01/2026	Fixed	2.470%	ACT/ACT	15/01/2016	15/01/2027	10.97
52	BE6261302499	EUR	4,000,000	30/12/2013	15/01/2026	Fixed	2.470%	ACT/ACT	15/01/2016	15/01/2027	10.97
53	BE0002459346	EUR	600,000,000	28/01/2014	28/01/2019	Fixed	1.250%	ACT/ACT	28/01/2016	28/01/2020	4.00
54	BE0002460351	EUR	15,000,000	11/02/2014	11/02/2019	Fixed	1.000%	ACT/ACT	11/02/2015	11/02/2020	4.04
55	BE0002461367	EUR	12,000,000	17/02/2014	17/02/2034	Fixed	2.830%	ACT/ACT	17/02/2015	17/02/2035	19.07
56	BE6265556355	EUR	10,000,000	16/04/2014	16/04/2029	Fixed	2.455%	ACT/ACT	16/04/2015	16/04/2030	14.22
57	BE6265571503	EUR	10,000,000	16/04/2014	16/04/2029	Fixed	2.455%	ACT/ACT	16/04/2015	16/04/2030	14.22
58	BE0002474493	EUR	500,000,000	24/06/2014	24/06/2024	Fixed	1.750%	ACT/ACT	24/06/2015	24/06/2025	9.41
59	BE6272220060	EUR	25,000,000	17/10/2014	17/10/2039	Fixed	2.050%	ACT/ACT	19/10/2015	17/10/2040	24.73

* At the Reporting Date until Maturity Date

Totals

Total Outstanding (in EUR) :	4,515,000,000
Current Weighted Average Fixed Coupon :	1.701%
Weighted Average Remaining Average Life : *	7.26

* At the Reporting Date until Maturity Date

Belfius Bank Senior Unsecured Ratings

	Long Term Rating	Outlook	Short Term Rating
Standard and Poor's	A-	Negative	A-2
Moody's	Baa1	Negative	P-2
Fitch	A-	Negative	F1

Belfius Mortgage Pandbrieven Ratings

	Rating	Outlook
Standard and Poor's	AAA	Negative
Fitch	AAA	Stable

Test Summary

(all amounts in EUR unless stated otherwise)

1. Outstanding Mortgage Pandbrieven and Cover Assets

Outstanding Mortgage Pandbrieven:	4,515,000,000 (i)
Nominal Balance Residential Mortgage Loans	6,100,040,391 (ii)
Nominal Balance Public Finance Exposures	71,000,000 (iii)
Nominal Balance Financial Institution Exposures	0 (iv)
Nominal OC Level $[(ii)+(iii)+(iv)]/(i) - 1$	36.68%

2. Residential Mortgage Loans Cover Test

Value of the Residential Mortgage Loans (as defined in Royal Decree Article 6 § 2):	5,630,918,959 (v)
Ratio Value of the Residential Mortgage Loans / Mortgage Pandbrieven Issued (v)/(i):	124.72%
--> Cover Test Royal Decree Article 5 § 1 (> 85%)	Pass
--> Issue Covenant (iv) Prospectus (> 105%)	Pass

3. Total Asset Cover Test

Value of Public Finance Exposures (definition Royal Decree):	86,697,779 (vi)
Value of Financial Institution Exposures (definition Royal Decree):	0 (vii)
Ratio Value of all Cover Assets / Mortgage Pandbrieven Issued $[(v)+(vi)+(vii)]/(i)$:	126.64%
--> Cover Test Royal Decree Article 5 § 2	Pass

4. Interest and Principal Coverage Test

Interest Proceeds Cover Assets:	1,358,387,959 (viii)
<i>Total Interest Proceeds Residential Mortgage Loans:</i>	1,303,717,959
<i>Total Interest Proceeds Public Finance Exposures:</i>	54,670,000
<i>Total Interest Proceeds Financial Institution Exposures:</i>	0
<i>Impact Derivatives:</i>	0
Principal Proceeds Cover Assets:	6,171,040,391 (ix)
<i>Total Principal Proceeds Residential Mortgage Loans:</i>	6,100,040,391
<i>Total Principal Proceeds Public Finance Exposures:</i>	71,000,000
<i>Total Principal Proceeds Financial Institution Exposures:</i>	0
<i>Impact Derivatives:</i>	0
Interest Requirement Covered Bonds:	719,516,300 (x)
Costs, Fees and Expenses Related to Covered Bonds:	174,917,534 (xi)
Principal Requirements Covered Bonds:	4,515,000,000 (xii)
Total Surplus (+) / Deficit (-) (viii)+(ix)-(x)-(xi)-(xii)	2,119,994,516
--> Cover Test Royal Decree Article 5 §3 (Amortisation Test)	Pass

5. Liquidity Tests

Cumulative Cash Inflow Next 180 Days	403,371,701.41	(xiii)
Cumulative Cash Outflow Next 180 Days	-42,771,605.11	(xiv)
Liquidity Surplus (+) / Deficit (-) (xiii)+(xiv)	360,600,096.30	
<i>--> Liquidity Test Royal Decree Article 7 §1</i>		<i>Pass</i>

Mark-to-Market Liquid Bonds minus ECB Haircut	109,679,497.93	(xv)
Interest Payable on Mortgage Pandbrieven next 12 months	76,790,600.00	(xvi)
Excess Coverage Interest Mortgage Pandbrieven by Liquid Bonds	32,888,897.93	(xvii)
<i>--> Issuer Covenant (vii) Prospectus ((xvii) > 0)</i>		<i>Pass</i>

Cover Pool Summary

Portfolio Cut-off Date

30/01/2015

1. Residential Mortgage Loans

See Stratification Tables Mortgages for more details

Outstanding Balance of Residential Mortgage Loans at the Cut-off Date	6,100,040,391.01
Principal Redemptions between Cut-off date and Reporting Date	0.00
Interest Payments between Cut-off Date and Reporting Date	0.00
Number of borrowers	61,843
Number of loans	97,766
Average Outstanding Balance per borrower	98,637.52
Average Outstanding Balance per loan	62,394.29
Weighted average Original Loan to Initial Value	79.43%
Weighted average Current Loan to Current Value	60.70%
Weighted average seasoning (in months)	30.63
Weighted average remaining maturity (in years, at 0% CPR)	16.65
Weighted average initial maturity (in years, at 0% CPR)	19.27
Remaining average life (in years, at 0% CPR)	9.42
Remaining average life (in years, at 2% CPR)	8.22
Remaining average life (in years, at 5% CPR)	6.82
Remaining average life (in years, at 10% CPR)	5.17
Remaining average life to interest reset (in years, at 0% CPR)	8.54
Percentage of Fixed Rate Loans	88.50%
Percentage of Resettable Rate Loans	11.50%
Weighted average interest rate	3.455%
Weighted average interest rate Fixed Rate Loans	3.586%
Weighted average interest rate Resettable Rate Loans	2.430%

2. Registered Cash

Registered Cash Proceeds under the Residential Mortgage Loans	802,542,123.23
---	----------------

3. Public Sector Exposure (Liquid Bond Positions)

	Position 1
Isin Code	BE0000291972
Issuer Name	KINGDOM OF BELGIUM
Series Number	OLO 31
Currency	EUR
Nominal Amount	71,000,000.00
Issue Date	26/02/1998
Maturity Date	28/03/2028
Coupon Type	Fixed
Coupon	5.5000%
ECB Haircut	5.0000%
Standard & Poor's Rating	AA
Fitch Rating	AA
Moody's Rating	Aa3
Mark-to-Market Value	115,452,103.08
Accounting Value	86,697,778.65

4. Derivatives

None

Stratification Tables Residential Mortgage Loans

Original Loan to Initial Value	average	
	Balance in EUR	79.43%
0 - 10%	6,270,840.47	0.10%
10 - 20%	58,744,612.30	0.96%
20 - 30%	136,761,503.10	2.24%
30 - 40%	239,110,685.72	3.92%
40 - 50%	366,439,918.57	6.01%
50 - 60%	506,846,558.27	8.31%
60 - 70%	630,318,372.16	10.33%
70 - 80%	763,037,466.61	12.51%
80 - 90%	857,917,001.38	14.06%
90 - 100%	1,669,581,780.08	27.37%
100 - 110%	646,392,516.86	10.60%
110 - 120%	218,619,135.49	3.58%
>=120%	0.00	0.00%
	6,100,040,391.01	100.00%

Current Loan to Current Value	average	
	Balance in EUR	60.70%
0 - 10%	127,759,113.59	2.09%
10 - 20%	365,821,451.98	6.00%
20 - 30%	483,709,685.21	7.93%
30 - 40%	551,414,194.05	9.04%
40 - 50%	640,347,911.04	10.50%
50 - 60%	679,303,103.97	11.14%
60 - 70%	705,614,785.43	11.57%
70 - 80%	758,572,671.89	12.44%
80 - 90%	784,964,627.35	12.87%
90 - 100%	772,862,951.93	12.67%
100 - 110%	219,713,542.52	3.60%
110 - 120%	9,956,352.05	0.16%
>=120%	0.00	0.00%
	6,100,040,391.01	100.00%

Remaining Term To Maturity		average
in months	Balance in EUR	199.75
0 - 24	45,408,145.30	0.74%
24 - 48	67,548,039.66	1.11%
48 - 72	184,763,724.93	3.03%
72 - 96	476,720,464.18	7.82%
96 - 120	548,476,536.30	8.99%
120 - 144	336,031,006.27	5.51%
144 - 168	549,489,855.90	9.01%
168 - 192	454,585,234.71	7.45%
192 - 216	843,796,685.24	13.83%
216 - 240	689,422,305.88	11.30%
240 - 264	323,380,331.25	5.30%
264 - 288	721,394,893.49	11.83%
288 - 312	211,109,001.14	3.46%
312 - 336	556,953,225.83	9.13%
336 - 360	90,960,940.93	1.49%
	6,100,040,391.01	100.00%

Distribution of Outstanding Loan Balance		average		
in EUR 1000	Balance in EUR	98,638	Number of Clients	
0 - 50	549,276,808.12	9.00%	23,472	37.95%
50 - 100	1,014,253,161.11	16.63%	13,701	22.15%
100 - 150	1,328,498,496.43	21.78%	10,732	17.35%
150 - 200	1,211,398,872.94	19.86%	7,017	11.35%
200 - 250	797,957,394.76	13.08%	3,596	5.81%
250 - 300	434,066,252.48	7.12%	1,598	2.58%
300 - 350	215,260,941.74	3.53%	667	1.08%
350 - 400	133,720,319.96	2.19%	359	0.58%
400 - 450	93,582,586.55	1.53%	220	0.36%
450 - 500	70,924,398.91	1.16%	150	0.24%
500 - 550	44,010,116.84	0.72%	84	0.14%
550 - 600	30,494,643.12	0.50%	53	0.09%
600 - 650	23,555,698.32	0.39%	38	0.06%
650 - 700	23,568,138.55	0.39%	35	0.06%
700 - 750	16,674,821.14	0.27%	23	0.04%
750 - 800	12,406,387.48	0.20%	16	0.03%
800 - 850	9,068,483.55	0.15%	11	0.02%
850 - 900	8,731,769.47	0.14%	10	0.02%
900 - 950	7,430,318.51	0.12%	8	0.01%
950 - 1,000	10,780,753.70	0.18%	11	0.02%
>=1,000	64,380,027.33	1.06%	42	0.07%
	6,100,040,391.01	100.00%	61,843.00	100.00%

Initial Term To Maturity		average
in years	Balance in EUR	19.27
0 - 2	22,779,856.90	0.37%
2 - 4	6,021,742.25	0.10%
4 - 6	42,774,847.96	0.70%
6 - 8	80,196,854.92	1.31%
8 - 10	917,667,335.19	15.04%
10 - 12	98,954,124.92	1.62%
12 - 14	182,749,983.25	3.00%
14 - 16	810,813,581.81	13.29%
16 - 18	356,320,688.30	5.84%
18 - 20	1,454,920,697.78	23.85%
20 - 22	62,393,097.45	1.02%
22 - 24	105,234,830.25	1.73%
24 - 26	1,185,338,366.78	19.43%
26 - 28	38,380,383.83	0.63%
28 - 30	735,493,999.42	12.06%
	6,100,040,391.01	100.00%

Interest Rate		average
Rate	Balance in EUR	3.46%
0 - 0.5%	18,155,908.05	0.30%
0.5 - 1%	39,240,374.42	0.64%
1 - 1.5%	42,658,219.05	0.70%
1.5 - 2%	184,872,774.85	3.03%
2 - 2.5%	307,010,551.02	5.03%
2.5 - 3%	737,723,381.44	12.09%
3 - 3.5%	1,678,932,332.24	27.52%
3.5 - 4%	1,830,564,631.69	30.01%
4 - 4.5%	859,263,914.46	14.09%
4.5 - 5%	299,963,949.47	4.92%
5 - 5.5%	81,519,120.93	1.34%
5.5 - 6%	15,171,836.20	0.25%
6 - 6.5%	2,840,804.76	0.05%
6.5 - 7%	1,013,303.76	0.02%
7 - 7.5%	581,122.13	0.01%
7.5 - 8%	323,629.22	0.01%
8 - 8.5%	12,779.54	0.00%
8.5 - 9%	170,880.42	0.00%
9 - 9.5%	3,760.02	0.00%
9.5 - 10%	12,295.42	0.00%
>=10%	4,821.92	0.00%
	6,100,040,391.01	100.00%

Loan to Mortgage Inscription Ratio (LTM)		average
	Balance in EUR	114.39%
0 - 20%	53,571,032.12	0.88%
20 - 40%	234,317,355.53	3.84%
40 - 60%	497,977,287.15	8.16%
60 - 80%	991,571,695.53	16.26%
80 - 100%	2,355,383,012.86	38.61%
100 - 120%	261,462,878.61	4.29%
120 - 140%	301,719,546.20	4.95%
140 - 160%	335,415,533.55	5.50%
160 - 180%	434,422,920.96	7.12%
180 - 200%	184,714,972.36	3.03%
200 - 300%	266,011,753.83	4.36%
300 - 400%	78,477,649.77	1.29%
400 - 500%	37,345,224.06	0.61%
>=500%	67,649,528.48	1.11%
	6,100,040,391.01	100.00%

Interest Type

Type	Balance in EUR	
10/5/5	35,653,841.88	0.58%
1/1/1	241,346,741.98	3.96%
15/5/5	47,031,852.53	0.77%
20/5/5	36,690,001.08	0.60%
3/3/3	309,892,905.93	5.08%
5/5/5	30,975,459.57	0.51%
FIXED RATE PRODUCT	5,398,449,588.04	88.50%
	6,100,040,391.01	100.00%

Seasoning

		average
in months	Balance in EUR	30.63
0 - 12	1,544,991,463.82	25.33%
12 - 24	992,518,703.75	16.27%
24 - 36	1,820,799,636.81	29.85%
36 - 48	846,188,390.18	13.87%
48 - 60	352,782,155.94	5.78%
60 - 72	149,691,378.47	2.45%
72 - 84	70,821,316.64	1.16%
84 - 96	69,422,729.38	1.14%
96 - 108	83,901,910.34	1.38%
108 - 120	85,443,328.77	1.40%
120 - 132	24,386,245.84	0.40%
132 - 144	13,301,028.86	0.22%
144 - 156	7,870,227.82	0.13%
156 - 168	7,998,084.25	0.13%
168 - 180	4,266,649.77	0.07%
180 - 192	8,379,449.20	0.14%
192 - 204	5,973,271.13	0.10%
204 - 216	6,216,557.01	0.10%
216 - 228	3,696,908.70	0.06%
228 - 240	1,390,954.33	0.02%
	6,100,040,391.01	100.00%

Distribution of Average Life to Final Maturity (at 0% CPR)		average
	Balance in EUR	9.34
0 - 1	30,395,702.19	0.50%
1 - 2	65,458,637.83	1.07%
2 - 3	161,270,976.62	2.64%
3 - 4	402,951,981.06	6.61%
4 - 5	477,444,312.91	7.83%
5 - 6	307,385,173.18	5.04%
6 - 7	475,320,554.65	7.79%
7 - 8	508,562,051.28	8.34%
8 - 9	306,926,095.18	5.03%
9 - 10	740,458,908.63	12.14%
10 - 11	630,186,515.37	10.33%
11 - 12	192,720,018.42	3.16%
12 - 13	549,456,245.97	9.01%
13 - 14	393,966,518.69	6.46%
14 - 15	187,329,324.50	3.07%
15 - 16	309,029,375.74	5.07%
16 - 17	300,847,318.21	4.93%
17 - 18	52,364,309.42	0.86%
18 - 19	5,701,394.41	0.09%
19 - 20	769,275.55	0.01%
20 - 21	662,331.20	0.01%
21 - 22	30,000.00	0.00%
22 - 23	321,500.00	0.01%
23 - 24	161,870.00	0.00%
24 - 25	0.00	0.00%
>=25	320,000.00	0.01%
	6,100,040,391.01	100.00%

Distribution of Average Life To Interest Reset Date (at 0% CPR)		average
	Balance in EUR	8.54
0 - 1	356,172,010.83	5.84%
1 - 2	241,505,798.79	3.96%
2 - 3	196,269,270.32	3.22%
3 - 4	389,736,032.54	6.39%
4 - 5	445,751,750.05	7.31%
5 - 6	255,980,822.82	4.20%
6 - 7	455,375,983.31	7.47%
7 - 8	464,237,068.55	7.61%
8 - 9	239,260,813.19	3.92%
9 - 10	710,264,852.47	11.64%
10 - 11	567,952,616.71	9.31%
11 - 12	133,177,240.11	2.18%
12 - 13	531,046,450.98	8.71%
13 - 14	327,866,537.26	5.37%
14 - 15	170,916,559.22	2.80%
15 - 16	290,807,031.84	4.77%
16 - 17	275,376,906.44	4.51%
17 - 18	40,973,695.65	0.67%
18 - 19	5,493,804.38	0.09%
19 - 20	654,275.55	0.01%
20 - 21	387,500.00	0.01%
21 - 22	30,000.00	0.00%
22 - 23	321,500.00	0.01%
23 - 24	161,870.00	0.00%
24 - 25	0.00	0.00%
>=25	320,000.00	0.01%
	6,100,040,391.01	100.00%

Geographic distribution

Province	Balance in EUR	
Antwerpen	881,044,838.81	14.44%
Brabant Wallon	296,946,336.77	4.87%
Brussel	571,082,130.36	9.36%
Hainaut	722,886,202.81	11.85%
Liege	666,206,078.65	10.92%
Limburg	423,357,927.25	6.94%
Luxembourg	154,200,929.27	2.53%
Namur	325,661,518.79	5.34%
Oost-Vlaanderen	772,714,696.20	12.67%
Undetermined	6,970,974.76	0.11%
Vlaams Brabant	655,686,683.61	10.75%
West-Vlaanderen	623,282,073.73	10.22%
	6,100,040,391.01	100.00%

Repayment Type

Province	Balance in EUR	
ANNUITY	5,629,911,322.77	92.29%
BULLET	131,100,192.09	2.15%
LINEAR	124,990,334.22	2.05%
PROGRESSIVE ANNUITY	214,038,541.93	3.51%
	6,100,040,391.01	100.00%

Cover Pool Performance

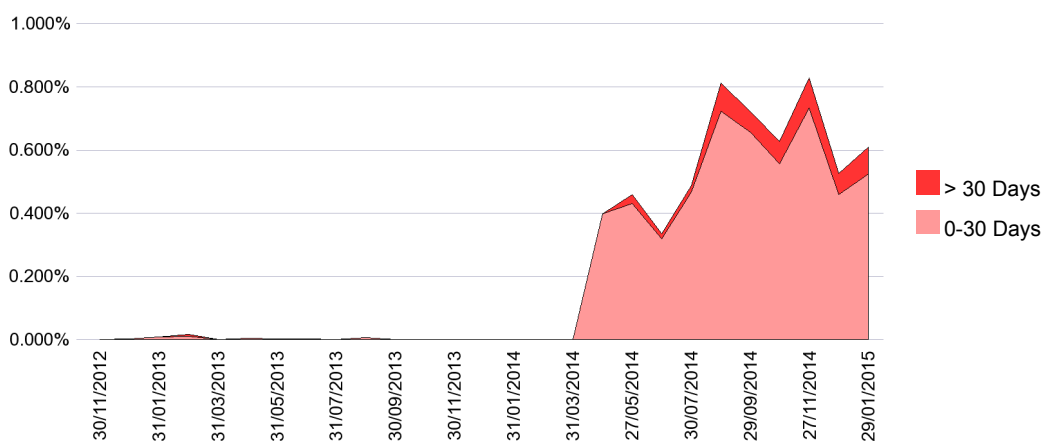
Portfolio Cut-Off Date

30/01/2015

1. Delinquencies (at cut-off date)

	in EUR	in %	in number of loans	in %
Performing	6,062,844,700.96	99.390%	97,362	99.587%
0 - 30 Days	32,040,372.63	0.525%	362	0.370%
30 - 60 Days	5,155,317.42	0.085%	42	0.043%
60 - 90 Days	0.00	0.000%	0	0.000%
>=90 Days	0.00	0.000%	0	0.000%
Total	6,100,040,391.01	100.000%	97,766	100.000%

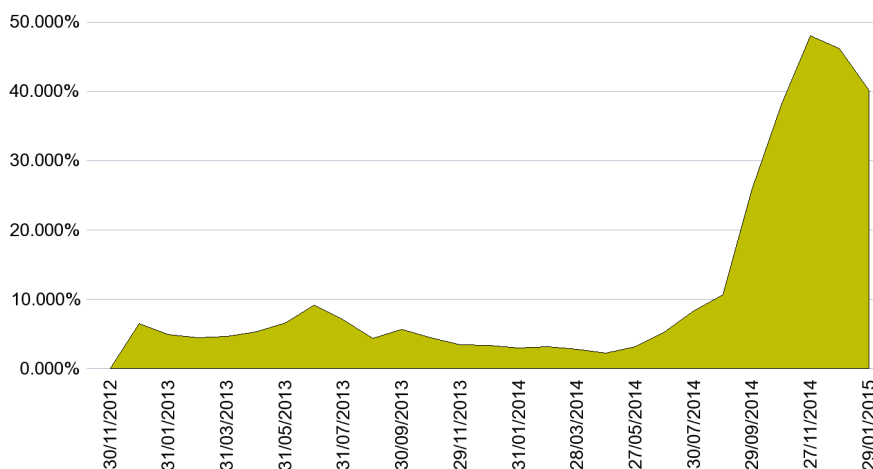
Delinquency History (Balance delinquent loans divided by total balance)



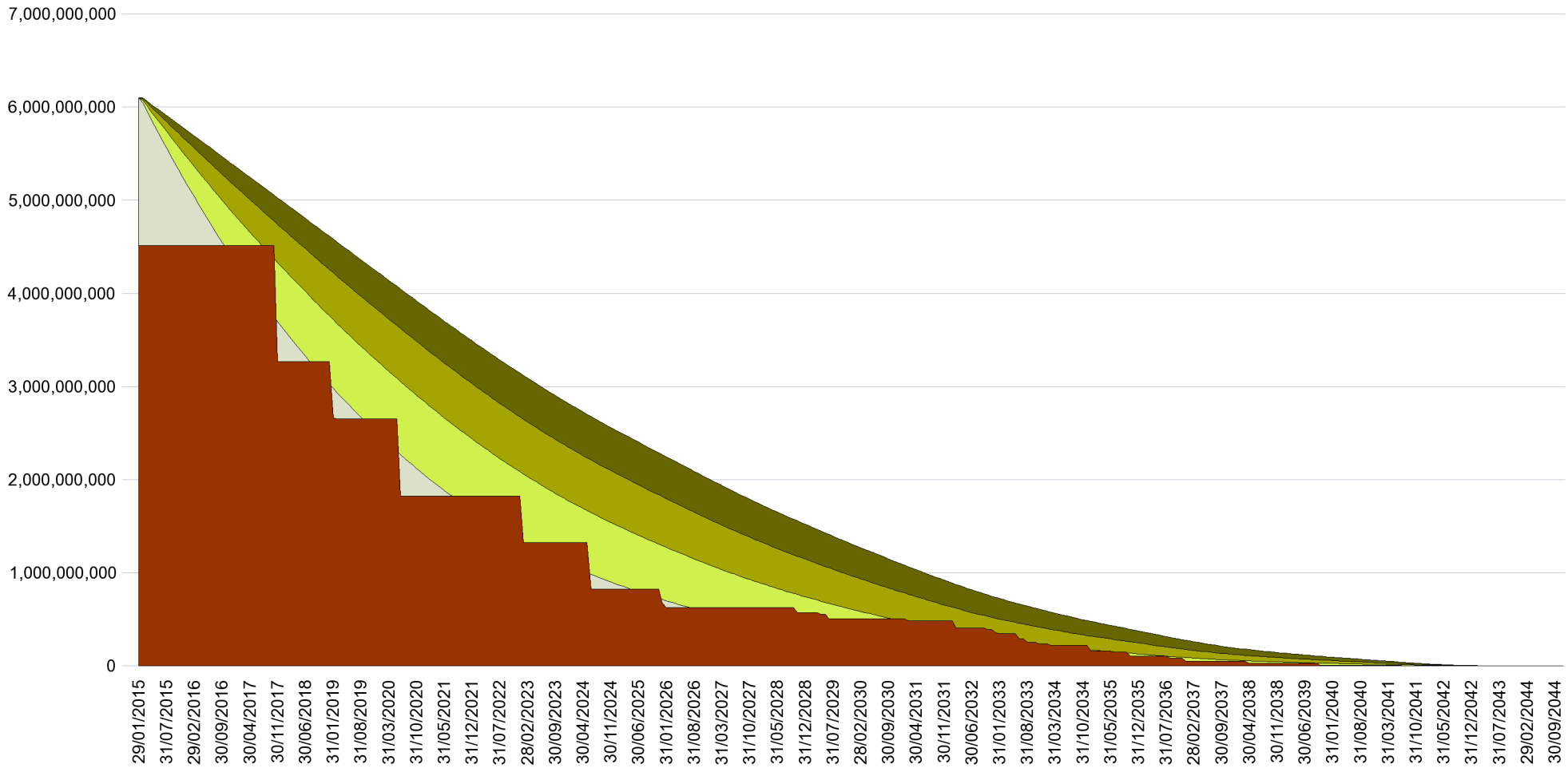
2. Prepayments Past Month

	Monthly%	Annualised%
Full Prepayment	4.19%	40.20%
Partial Prepayment	0.05%	0.63%
Total Prepayment	4.25%	40.59%

Prepayment History (annualised CPR)



Amortisation Profiles (all amounts in EUR)



- Outstanding Residential Mortgage Loans (0% CPR)
- Outstanding Residential Mortgage Loans (2% CPR)
- Outstanding Residential Mortgage Loans (5% CPR)
- Outstanding Residential Mortgage Loans (10% CPR)
- Covered Bonds (until maturity date)

Definitions and Remarks

Interest and Principal coverage Test

The interest and principal coverage test is done at the CPR which is derived from Belfius internal Prepayment model. This CPR changes over time.

Costs, Fees and Expenses Related to Covered Bonds are simulated based on the assumption of a fixed amount of EUR 5 million p.a. and 7 bp on the outstanding mortgage loan balance.

Liquidity Test

The liquidity test is done as defined in the Royal Decree. The liquidity test is done at the most conservative CPR assumption, being the CPR at which the cash flow comes in at the slowest speed, being 0% CPR

Original Loan to Initial Value

Original Loan to Initial Value is defined as the ratio of the sum of the initial (active) credit opening a client has been granted divided by the sum of the initial property values on which Belfius has been granted a first ranking mortgage inscription by the client. Properties on which Belfius has no first ranking inscriptions as well as any other guarantee Belfius has obtained are excluded for the purpose of this calculation.

Current Loan to Current Value

Current Loan to Current Value is defined as the ratio of the sum of the current balance of all residential mortgage loans a client has with Belfius divided by the sum of the current property values on which Belfius has been granted a first ranking mortgage inscription by the client. Properties on which Belfius has no first ranking inscriptions as well as any other guarantee Belfius has obtained are excluded for the purpose of this calculation. The current property value is the value derived after indexation.

Loan to Mortgage Inscription Ratio (LTM)

The Loan to Mortgage Inscription (LTM) gives the ratio between the sum of the current balance of all residential mortgage loans a client has with Belfius divided by the sum of all first and subsequent ranking mortgage inscriptions which the client has granted to Belfius. In case this ratio is in excess of 100%, the part above 100% is typically secured by a mandate.

Interest Type

The interest type "Fixed" means that the interest rate of a loan is fixed during the entire life of the loan. The interest types "X/Y/Y" are interest types whereby the loan has a first fixed interest period of Y years followed by fixed interest periods of X years. A 10/5/5 is hence a loan that has an interest rate that is fixed during the first 10 years after which it will have fixed interest periods of 5 year. The interest resets are legally defined in Belgium and are based on the OLO rates.

Prepayments

The monthly percentage is defined as: $\text{Amount Prepaid during the month} / (\text{Initial Balance} - \text{Scheduled Payments})$

The annual percentage (CPR) is defined as: $1 - (1 - \text{monthly percentage})^{12}$

In order to calculate the prepayment rates, only those loans are taken into account that were present in the cover pool during the entire month. Loans that were taken out of the cover pool during the past month or added to the cover pool during the past month are excluded for the prepayment calculation.

Amortisation Profiles

For the purpose of calculating the amortisation profiles, the interest and principal payments, loans with a resettable rate are simulated using the relevant forward OLO rates in order to simulate the interest resets and the resulting monthly interest and principal payments amounts.

No yield compression is assumed in the calculations provided in this report where CPR assumptions different from 0% are used.

Disclaimer

This document is prepared by Belfius Bank NV/SA, Boulevard Pacheco 44, 1000 Brussels, Belgium (herein referred as 'Belfius Bank') on behalf of itself.

This document is published purely for the purposes of information, it contains no offer or invitation for the purchase or sale of financial instruments, does not comprise investment advice and is not confirmation of any transaction.

The information in this document has been treated with all reasonable care. Nevertheless errors or omissions cannot be excluded and no warranty can be given as to the completeness of the information of this document.

All opinions, estimates and projections contained in this document are those of Belfius Bank as of the date hereof and are subject to change without notice. The information contained in this document was obtained from a number of different sources. Belfius Bank exercises the greatest care when choosing its sources of information and passing the information. Nevertheless errors or omissions in those sources or processes cannot be excluded a priori.

Belfius Bank cannot be held liable for any direct or indirect damage or loss resulting from the use of this document.

The information contained in this document is published for the assistance of the recipient, but is not to be relied upon as authoritative or taken in substitution for the exercise of judgment by any recipient. Nothing in this document shall form the basis of any contract or commitment whatsoever.

In the United Kingdom, this report is intended only for Investment Professionals (as defined in The Financial Services and Markets Act 2000 (Financial Promotion) Order 2001) and is not intended to be distributed or passed on, directly or indirectly, to any other class of persons (in particular retail client) in the United Kingdom.

The information is not intended for persons who are resident in the United States or who are physically present in the United States and the Mortgage Pandbrieven are not or will not be registered under the US Securities Act of 1933 as amended and the Mortgage Pandbrieven may not be offered or sold within the United States or to, or for the account or benefit of US persons, except in certain circumstances exempt from the registration requirements of the Securities Act.

Potential users of this document and each investor is encouraged to contact its local regulatory authorities to determine whether any restrictions apply to their ability to purchase investments to which this report refers.

This report is made available to you for information purposes and this report or any part of it may not be reproduced, distributed or published without the prior written consent of Belfius Bank. All rights reserved.