



EUR 10 Billion Mortgage Pandbrieven Programme

Reporting Date:

Reporting Date:	6/01/2014
Date of Previous report:	3/12/2013

Contact Details:

Head of Treasury

Wilfried Wouters 0032 2 222 5718 wilfried.wouters@belfius.be

Long Term Funding (new issues and investor contact)

Ellen Van Steen 0032 2 222 7064 ellen.vansteen@belfius.be

Christine Lepage 0032 2 222 7028 christine.lepage@belfius.be

Asset Based Solutions (cover pool and programme management)

Bart Verwaest 0032 2 222 7083 bart.verwaest@belfius.be

Carol Wandels 0032 2 222 7018 carol.wandels@belfius.be

Peter Degroote 0032 2 222 7122 peter.degroote@belfius.be

Website

<https://www.belfius.be/financial/NL/Debt/BelgianMortgagePandbrievenProgramme/index.aspx>

Remark

The investor report is provided in pdf and excel-format.

The excel-format has been provided for information purposes only and in case of contradiction between the pdf and excel-format, the pdf-format will prevail.

Outstanding Series

Series	ISIN	Currency	Outstanding Amount	Issue Date	Maturity Date	Coupon Type	Coupon	Day Count	Next Interest Payment Date	Extended Maturity Date	Remaining Average Life *
1	BE0002419910	EUR	1,250,000,000	27/11/2012	27/11/2017	Fixed	1.250%	Act/Act ICMA	27/11/2014	27/11/2018	3.89
2	BE0002421932	EUR	30,000,000	18/12/2012	18/12/2034	Fixed	3.000%	Act/Act ICMA	18/12/2014	18/12/2035	20.96
3	BE0002422948	EUR	30,000,000	18/12/2012	18/12/2034	Fixed	2.950%	Act/Act ICMA	18/12/2014	18/12/2035	20.96
4	BE0002423953	EUR	30,000,000	21/12/2012	21/12/2032	Fixed	2.920%	Act/Act ICMA	22/12/2014	21/12/2033	18.97
5	BE6247207192	EUR	15,000,000	17/01/2013	17/01/2033	Fixed	3.035%	Act/Act ICMA	17/01/2014	17/01/2034	19.04
6	BE0002424969	EUR	500,000,000	30/01/2013	30/01/2023	Fixed	2.125%	Act/Act ICMA	30/01/2014	30/01/2024	9.07
7	BE0002426014	EUR	75,000,000	4/02/2013	4/02/2032	Fixed	2.735%	Act/Act ICMA	4/02/2014	4/02/2033	18.09
8	BE0002427020	EUR	20,000,000	27/02/2013	27/02/2031	Fixed	2.770%	Act/Act ICMA	27/02/2014	27/02/2032	17.15
9	BE0002431063	EUR	25,000,000	2/04/2013	2/04/2038	Fixed	2.835%	Act/Act ICMA	2/04/2014	2/04/2039	24.25
10	BE0002435106	EUR	500,000,000	5/06/2013	5/06/2020	Fixed	1.375%	Act/Act ICMA	5/06/2014	5/06/2021	6.42
11	BE0002436112	EUR	15,000,000	13/06/2013	13/06/2035	Fixed	2.800%	Act/Act ICMA	13/06/2014	13/06/2036	21.45
12	BE0002437128	EUR	50,000,000	21/06/2013	21/06/2033	Fixed	2.855%	Act/Act ICMA	21/06/2014	21/06/2034	19.47
13	BE0002438134	EUR	50,000,000	27/06/2013	27/06/2029	Fixed	2.629%	Act/Act ICMA	27/06/2014	27/06/2030	15.48
14	BE0002439140	EUR	30,000,000	23/08/2013	23/08/2033	Fixed	3.010%	Act/Act ICMA	25/08/2014	23/08/2034	19.64
15	BE0002440155	EUR	20,000,000	27/08/2013	27/08/2036	Fixed	3.065%	Act/Act ICMA	27/08/2014	27/08/2037	22.65
16	BE6257118362	EUR	10,000,000	23/08/2013	23/08/2033	Fixed	3.145%	Act/Act ICMA	25/08/2014	23/08/2034	19.64
17	BE0002446210	EUR	50,000,000	17/10/2013	17/10/2028	Fixed	2.947%	Act/Act ICMA	17/10/2014	17/10/2029	14.79
18	BE0002447226	EUR	20,000,000	25/10/2013	27/10/2032	Fixed	3.175%	Act/Act ICMA	27/10/2014	27/10/2033	18.82
19	BE0002450253	EUR	44,000,000	31/10/2013	31/10/2035	Fixed	3.145%	Act/Act ICMA	31/10/2014	31/10/2036	21.83
20	BE6260796287	EUR	30,000,000	2/12/2013	2/12/2025	Fixed	2.460%	Act/Act ICMA	2/12/2014	2/12/2026	11.91
21	BE6260791239	EUR	3,000,000	2/12/2013	2/12/2025	Fixed	2.460%	Act/Act ICMA	2/12/2014	2/12/2026	11.91
22	BE6260793250	EUR	3,000,000	2/12/2013	2/12/2025	Fixed	2.460%	Act/Act ICMA	2/12/2014	2/12/2026	11.91
23	BE6260794266	EUR	2,000,000	2/12/2013	2/12/2025	Fixed	2.460%	Act/Act ICMA	2/12/2014	2/12/2026	11.91
24	BE6260795271	EUR	30,000,000	2/12/2013	2/12/2025	Fixed	2.460%	Act/Act ICMA	2/12/2014	2/12/2026	11.91
25	BE6260797293	EUR	30,000,000	2/12/2013	2/12/2025	Fixed	2.460%	Act/Act ICMA	2/12/2014	2/12/2026	11.91
26	BE6260798309	EUR	1,000,000	2/12/2013	2/12/2025	Fixed	2.460%	Act/Act ICMA	2/12/2014	2/12/2026	11.91
27	BE6260799315	EUR	1,000,000	2/12/2013	2/12/2025	Fixed	2.460%	Act/Act ICMA	2/12/2014	2/12/2026	11.91
28	BE6260801335	EUR	5,000,000	2/12/2013	2/12/2025	Fixed	2.460%	Act/Act ICMA	2/12/2014	2/12/2026	11.91
29	BE6260802341	EUR	10,000,000	2/12/2013	2/12/2025	Fixed	2.460%	Act/Act ICMA	2/12/2014	2/12/2026	11.91
30	BE6260803356	EUR	10,000,000	2/12/2013	2/12/2025	Fixed	2.460%	Act/Act ICMA	2/12/2014	2/12/2026	11.91
31	BE6260804362	EUR	15,000,000	2/12/2013	2/12/2025	Fixed	2.460%	Act/Act ICMA	2/12/2014	2/12/2026	11.91
32	BE6260805377	EUR	10,000,000	2/12/2013	2/12/2025	Fixed	2.460%	Act/Act ICMA	2/12/2014	2/12/2026	11.91
33	BE6260767965	EUR	10,000,000	29/11/2013	29/11/2033	Fixed	3.015%	Act/Act ICMA	1/12/2014	29/11/2034	19.91
34	BE6260768971	EUR	10,000,000	29/11/2013	29/11/2033	Fixed	3.015%	Act/Act ICMA	1/12/2014	29/11/2034	19.91
35	BE6260985237	EUR	10,000,000	5/12/2013	5/12/2036	Fixed	3.000%	Act/Act ICMA	5/12/2014	5/12/2037	22.93
36	BE6261018566	EUR	8,000,000	9/12/2013	9/12/2036	Fixed	2.995%	Act/Act ICMA	9/12/2014	9/12/2037	22.94
37	BE6261019572	EUR	2,000,000	9/12/2013	9/12/2036	Fixed	2.995%	Act/Act ICMA	9/12/2014	9/12/2037	22.94
38	BE6261086274	EUR	10,000,000	16/12/2013	16/12/2036	Fixed	3.015%	Act/Act ICMA	16/12/2014	16/12/2037	22.96
39	BE6261087280	EUR	1,000,000	16/12/2013	16/12/2036	Fixed	3.015%	Act/Act ICMA	16/12/2014	16/12/2037	22.96

40	BE6261088296	EUR	1,000,000	16/12/2013	16/12/2036	Fixed	3.015%	Act/Act ICMA	16/12/2014	16/12/2037	22.96
41	BE6261294415	EUR	11,000,000	30/12/2013	15/01/2026	Fixed	2.470%	Act/Act ICMA	15/01/2015	15/01/2027	12.03
42	BE6261298457	EUR	5,000,000	30/12/2013	15/01/2026	Fixed	2.470%	Act/Act ICMA	15/01/2015	15/01/2027	12.03
43	BE6261301483	EUR	4,000,000	30/12/2013	15/01/2026	Fixed	2.470%	Act/Act ICMA	15/01/2015	15/01/2027	12.03
44	BE6261296436	EUR	1,000,000	30/12/2013	15/01/2026	Fixed	2.470%	Act/Act ICMA	15/01/2015	15/01/2027	12.03
45	BE6261304511	EUR	10,000,000	30/12/2013	15/01/2026	Fixed	2.470%	Act/Act ICMA	15/01/2015	15/01/2027	12.03
46	BE6261305526	EUR	4,000,000	30/12/2013	15/01/2026	Fixed	2.470%	Act/Act ICMA	15/01/2015	15/01/2027	12.03
47	BE6261295420	EUR	1,000,000	30/12/2013	15/01/2026	Fixed	2.470%	Act/Act ICMA	15/01/2015	15/01/2027	12.03
48	BE6261293409	EUR	3,000,000	30/12/2013	15/01/2026	Fixed	2.470%	Act/Act ICMA	15/01/2015	15/01/2027	12.03
49	BE6261299463	EUR	1,000,000	30/12/2013	15/01/2026	Fixed	2.470%	Act/Act ICMA	15/01/2015	15/01/2027	12.03
50	BE6261303505	EUR	4,000,000	30/12/2013	15/01/2026	Fixed	2.470%	Act/Act ICMA	15/01/2015	15/01/2027	12.03
51	BE6261300477	EUR	4,000,000	30/12/2013	15/01/2026	Fixed	2.470%	Act/Act ICMA	15/01/2015	15/01/2027	12.03
52	BE6261302499	EUR	4,000,000	30/12/2013	15/01/2026	Fixed	2.470%	Act/Act ICMA	15/01/2015	15/01/2027	12.03

* At the Reporting Date until Maturity Date

Totals

Total Outstanding (in EUR):	3,018,000,000
Current Weighted Average Fixed Coupon:	1.808%
Weighted Average Remaining Average Life: *	8.60

* At the Reporting Date until Maturity Date

Belfius Bank Senior Unsecured Ratings

	Long Term Rating	Outlook	Short Term Rating
Standard and Poor's	A-	negative	A-2
Fitch	A-	stable	F1
Moody's	Baa1	stable	P-2

Belfius Mortgage Pandbrieven Ratings

	Rating	outlook
Standard and Poor's	AAA	negative
Fitch	AAA	stable

Test Summary

(all amounts in EUR unless stated otherwise)

1. Outstanding Mortgage Pandbrieven and Cover Assets

Outstanding Mortgage Pandbrieven:	3,018,000,000 (i)
Nominal Balance Residential Mortgage Loans	4,623,200,317 (ii)
Nominal Balance Public Finance Exposures	55,750,000 (iii)
Nominal Balance Financial Institution Exposures	0 (iv)
Nominal OC Level $[(ii)+(iii)+(iv)]/(i) - 1$	55.03%

2. Residential Mortgage Loans Cover Test

Value of the Residential Mortgage Loans (as defined in Royal Decree Article 6 § 2):	4,217,977,906 (v)
Ratio Value of the Residential Mortgage Loans / Mortgage Pandbrieven Issued (v)/(i):	139.76%
--> Cover Test Royal Decree Article 5 § 1 (> 85%)	Pass
--> Issuer Covenant (iv) Prospectus (> 105%)	Pass

3. Total Asset Cover Test

Value of Public Finance Exposures (definition Royal Decree):	62,543,518.74 (vi)
Value of Financial Institution Exposures (definition Royal Decree):	0 (vii)
Ratio Value of all Cover Assets / Mortgage Pandbrieven Issued $[(v)+(vi)+(vii)]/(i)$:	141.83%
--> Cover Test Royal Decree Article 5 § 2 (> 105%)	Pass

4. Interest and Principal Coverage Test

Interest Proceeds Cover Assets:	1,446,058,070 (viii)
<i>Total Interest Proceeds Residential Mortgage Loans:</i>	1,433,784,670
<i>Total Interest Proceeds Public Finance Exposures:</i>	12,273,400
<i>Total Interest Proceeds Financial Institution Exposures:</i>	0
<i>Impact Derivatives:</i>	0
Principal Proceeds Cover Assets:	4,678,950,317 (ix)
<i>Total Principal Proceeds Residential Mortgage Loans:</i>	4,623,200,317
<i>Total Principal Proceeds Public Finance Exposures:</i>	55,750,000
<i>Total Principal Proceeds Financial Institution Exposures:</i>	0
<i>Impact Derivatives:</i>	0
Interest Requirement Covered Bonds:	602,578,082 (x)
Costs, Fees and Expenses Related to Covered Bonds:	174,312,612 (xi)
Principal Requirements Covered Bonds:	3,018,000,000 (xii)
Total Surplus (+) / Deficit (-) (viii)+(ix)-(x)-(xi)-(xii)	2,330,117,693
--> Cover Test Royal Decree Article 5 §3 (Amortisation Test)	Pass

5. Liquidity Tests

Cumulative Cash Inflow Next 180 Days	273,771,570.71	(xiii)
Cumulative Cash Outflow Next 180 Days	-28,531,175.63	(xiv)
Liquidity Surplus (+) / Deficit (-) (xiii)+(xiv)	245,240,395.08	
<i>--> Liquidity Test Royal Decree Article 7 § 1</i>		<i>Pass</i>

Mark-to-Market Liquid Bonds minus ECB Haircut	65,018,895.53	(xv)
Interest Payable on Mortgage Pandbrieven next 12 months	53,297,829.45	(xvi)
Excess Coverage Interest Mortgage Pandbrieven by Liquid Bonds (xv)-(xvi)	11,721,066.08	(xvii)
<i>--> Issuer Covenant (vii) Prospectus ((xvii) > 0)</i>		<i>Pass</i>

Cover Pool Summary

Portfolio Cut-off Date

31/12/2013

1. Residential Mortgage Loans

See Stratification Tables Mortgages for more details

Outstanding Balance of Residential Mortgage Loans at the Cut-off Date	4,623,200,317.13
Principal Redemptions between Cut-off Date and Reporting Date	20,439,055.37
Interest Payments between Cut-off Date and Reporting Date	13,269,496.58
Number of borrowers	44,898
Number of loans	68,304
Average Outstanding Balance per borrower	102,971.19
Average Outstanding Balance per loan	67,685.65
Weighted average Original Loan to Initial Value	81.22%
Weighted average Current Loan to Current Value	64.27%
Weighted average seasoning (in months)	34.51
Weighted average remaining maturity (in years, at 0% CPR)	18.51
Weighted average initial maturity (in years, at 0% CPR)	21.14
Remaining average life (in years, at 0% CPR)	10.68
Remaining average life (in years, at 2% CPR)	9.20
Remaining average life (in years, at 5% CPR)	7.50
Remaining average life (in years, at 10% CPR)	5.58
Remaining average life to interest reset (in years, at 0% CPR)	9.60
Percentage of Fixed Rate Loans	85.65%
Percentage of Resettable Rate Loans	14.35%
Weighted average interest rate	3.692%
Weighted average interest rate Fixed Rate Loans	3.877%
Weighted average interest rate Resettable Rate Loans	2.593%

2. Registered Cash

Registered Cash Proceeds under the Residential Mortgage Loans	94,837,887.31
---------------------------------------------------------------	---------------

3. Public Sector Exposure (Liquid Bond Positions)

	Position 1	Position 2	Position 3	Position 4	Position 5
ISIN	BE0000300096	BE0000300096			
Issuer Name	Kingdom of Belgium	Kingdom of Belgium			
Series	OLO 40	OLO 40			
Currency	EUR	EUR			
Nominal Amount	42,750,000.00	13,000,000.00			
Issue Date	5/06/2002	5/06/2002			
Maturity Date	28/09/2017	28/09/2017			
Coupon Type	Fixed	Fixed			
Coupon	5.500%	5.500%			
ECB Haircut	2.500%	2.500%			
Standar & Poor's Rating	AA	AA			
Fitch Rating	AA	AA			
Moody's Rating	Aa3	Aa3			
Mark-to-Market Value	50,616,790.58	15,392,240.41			
Accounting Value	47,959,379.84	14,584,138.90			

4. Derivatives

None

Stratification Tables Residential Mortgage Loans

Original Loan to Initial Value	Balance in EUR	average 81.22%
0 - 10%	4,483,239.63	0.10%
10 - 20%	37,539,406.42	0.81%
20 - 30%	86,055,845.24	1.86%
30 - 40%	158,803,099.71	3.43%
40 - 50%	245,580,011.46	5.31%
50 - 60%	356,356,906.38	7.71%
60 - 70%	455,582,763.02	9.85%
70 - 80%	562,318,055.51	12.16%
80 - 90%	636,947,252.14	13.78%
90 - 100%	1,353,425,416.70	29.27% --> 84.29%
100 - 110%	547,777,682.17	11.85%
110 - 120%	178,330,638.75	3.86%
> 120%	0.00	0.00%
	4,623,200,317.13	100.00%

Current Loan to Current Value	Balance in EUR	average 64.27%
0 - 10%	86,049,669.26	1.86%
10 - 20%	238,482,734.02	5.16%
20 - 30%	329,788,205.94	7.13%
30 - 40%	378,599,198.65	8.19%
40 - 50%	434,904,404.38	9.41%
50 - 60%	472,886,273.53	10.23%
60 - 70%	511,188,106.76	11.06%
70 - 80%	536,849,055.92	11.61%
80 - 90%	604,520,632.34	13.08%
90 - 100%	762,256,908.20	16.49% --> 94.21%
100 - 110%	250,021,469.77	5.41%
110 - 120%	17,653,658.36	0.38%
> 120%	0.00	0.00%
	4,623,200,317.13	100.00%

Remaining term to maturity in months	Balance in EUR	average 222.08
0 - 24	28,592,167.44	0.62%
24 - 48	46,101,496.01	1.00%
48 - 72	96,741,969.42	2.09%
72 - 96	293,025,261.42	6.34%
96 - 120	313,333,080.10	6.78%
120 - 144	206,990,150.18	4.48%
144 - 168	419,694,075.60	9.08%
168 - 192	260,988,784.94	5.65%
192 - 216	454,304,566.61	9.83%
216 - 240	462,302,405.68	10.00%
240 - 264	215,112,175.49	4.65%
264 - 288	660,475,358.24	14.29%
288 - 312	314,894,473.49	6.81%
312 - 336	254,769,660.75	5.51%
336 - 360	595,874,691.76	12.89%
	4,623,200,317.13	100.00%

Distribution of Outstanding Loan Balance in EUR 1000	Balance in EUR	average 102,971	Number of Clients	
0 - 50	379,604,014.76	8.21%	16,209	36.10%
50 - 100	716,839,022.21	15.51%	9,642	21.48%
100 - 150	983,690,052.11	21.28%	7,912	17.62%
150 - 200	972,729,132.82	21.04%	5,614	12.50%
200 - 250	651,674,609.30	14.10%	2,929	6.52%
250 - 300	348,125,415.16	7.53%	1,286	2.86%
300 - 350	174,878,797.70	3.78%	544	1.21%
350 - 400	97,373,867.80	2.11%	261	0.58%
400 - 450	53,880,560.55	1.17%	127	0.28%
450 - 500	49,138,580.16	1.06%	104	0.23%
500 - 550	34,669,441.76	0.75%	66	0.15%
550 - 600	22,818,306.58	0.49%	40	0.09%
600 - 650	19,889,339.34	0.43%	32	0.07%
650 - 700	20,968,886.23	0.45%	31	0.07%
700 - 750	18,126,076.03	0.39%	25	0.06%
750 - 800	12,445,177.74	0.27%	16	0.04%
800 - 850	11,651,416.36	0.25%	14	0.03%
850 - 900	11,322,780.39	0.24%	13	0.03%
900 - 950	3,693,680.77	0.08%	4	0.01%
950 - 1000	1,972,484.72	0.04%	2	0.00%
> 1000	37,708,674.64	0.82%	27	0.06%
	4,623,200,317.13	100.00%	44,898	100.00%

Initial term to maturity in years	Balance in EUR	average 21.14
0 - 2	13,734,374.53	0.30%
2 - 4	3,377,903.48	0.07%
4 - 6	20,438,234.09	0.44%
6 - 8	41,001,998.43	0.89%
8 - 10	479,368,237.28	10.37%
10 - 12	66,420,219.22	1.44%
12 - 14	96,388,046.30	2.08%
14 - 16	514,205,716.04	11.12%
16 - 18	194,393,789.59	4.20%
18 - 20	968,576,828.97	20.95%
20 - 22	64,247,225.86	1.39%
22 - 24	66,693,305.89	1.44%
24 - 26	1,111,761,415.64	24.05%
26 - 28	63,447,989.19	1.37%
28 - 30	919,145,032.62	19.88%
	4,623,200,317.13	100.00%

Interest Rate Rate	Interest Rate	average 3.69%
0 - 0.5%	11,386,007.08	0.25%
0.5 - 1%	31,897,208.05	0.69%
1 - 1.5%	29,779,049.08	0.64%
1.5 - 2%	165,679,425.80	3.58%
2 - 2.5%	217,023,127.55	4.69%
2.5 - 3%	177,798,891.47	3.85%
3 - 3.5%	745,025,023.23	16.11%
3.5 - 4%	1,655,898,712.50	35.82%
4 - 4.5%	1,057,000,964.32	22.86%
4.5 - 5%	396,493,275.51	8.58%
5 - 5.5%	109,107,880.37	2.36%
5.5 - 6%	19,641,385.24	0.42%
6 - 6.5%	3,800,202.74	0.08%
6.5 - 7%	1,088,574.37	0.02%
7 - 7.5%	787,795.93	0.02%
7.5 - 8%	440,259.80	0.01%
8 - 8.5%	37,839.80	0.00%
8.5 - 9%	269,701.16	0.01%
9 - 9.5%	8,750.34	0.00%
9.5 - 10%	24,694.80	0.00%
> 10%	11,547.99	0.00%
	4,623,200,317.13	100.00%

Loan to Mortgage Inscription Ratio (LTM)		average
	Balance in EUR	114.49%
0 - 20%	36,178,357.28	0.78%
20 - 40%	153,089,251.20	3.31%
40 - 60%	329,734,772.90	7.13%
60 - 80%	685,180,516.62	14.82%
80 - 100%	1,985,509,147.38	42.95% --> 68.99%
100 - 120%	172,141,366.42	3.72%
120 - 140%	192,653,719.35	4.17%
140 - 160%	246,187,763.11	5.33%
160 - 180%	300,748,804.99	6.51%
180 - 200%	195,674,482.39	4.23%
200 - 300%	208,178,393.69	4.50%
300 - 400%	55,126,578.46	1.19%
400 - 500%	18,690,303.44	0.40%
> 500%	44,106,859.90	0.95%
	4,623,200,317.13	100.00%

Interest Type

Type	Balance in EUR	
Fixed	3,959,739,202.48	85.65%
5/5/5	31,219,092.38	0.68%
10/5/5	33,209,943.70	0.72%
3/3/3	274,950,266.24	5.95%
1/1/1	233,383,502.29	5.05%
15/5/5	55,037,856.18	1.19%
20/5/5	35,660,453.86	0.77%
1.5/1/1	0.00	0.00%
2/2/2	0.00	0.00%
	4,623,200,317.13	100.00%

Seasoning

Seasoning		average
in months	Balance in EUR	34.51
0 - 12	419,269,300.72	9.07%
12 - 24	1,520,724,828.98	32.89%
24 - 36	1,307,436,947.35	28.28%
36 - 48	598,436,183.51	12.94%
48 - 60	240,561,666.21	5.20%
60 - 72	98,430,719.97	2.13%
72 - 84	95,787,141.72	2.07%
84 - 96	112,999,471.50	2.44%
96 - 108	114,725,553.44	2.48%
108 - 120	33,307,019.59	0.72%
120 - 132	19,055,789.09	0.41%
132 - 144	12,889,774.47	0.28%
144 - 156	9,181,128.00	0.20%
156 - 168	6,263,857.01	0.14%
168 - 180	11,619,812.68	0.25%
180 - 192	7,198,838.09	0.16%
192 - 204	7,782,007.85	0.17%
204 - 216	5,389,513.24	0.12%
216 - 228	2,140,763.71	0.05%
228 - 240	0.00	0.00%
	4,623,200,317.13	100.00%

Distribution of Average Life to Final Maturity (at 0% CPR)		average
in years	Balance in EUR	10.68
0 - 1	17,066,507.35	0.37%
1 - 2	41,749,773.84	0.90%
2 - 3	79,790,682.84	1.73%
3 - 4	211,714,709.02	4.58%
4 - 5	338,211,386.12	7.32%
5 - 6	157,633,627.86	3.41%
6 - 7	276,241,487.18	5.98%
7 - 8	337,993,846.99	7.31%
8 - 9	209,465,286.68	4.53%
9 - 10	356,319,705.64	7.71%
10 - 11	445,462,972.09	9.64%
11 - 12	166,810,200.69	3.61%
12 - 13	196,392,584.69	4.25%
13 - 14	584,626,477.69	12.65%
14 - 15	262,558,476.00	5.68%
15 - 16	120,734,495.89	2.61%
16 - 17	552,616,398.23	11.95%
17 - 18	213,199,317.88	4.61%
18 - 19	46,963,842.98	1.02%
19 - 20	6,364,867.11	0.14%
20 - 21	382,800.36	0.01%
21 - 22	387,500.00	0.01%
22 - 23	30,000.00	0.00%
23 - 24	321,500.00	0.01%
24 - 25	0.00	0.00%
> 25	161,870.00	0.00%
	4,623,200,317.13	100.00%

Distribution of Average Life To Interest Reset Date (at 0% CPR)		average
in years	Balance in EUR	9.60
0 - 1	293,360,994.25	6.35%
1 - 2	125,462,085.35	2.71%
2 - 3	236,709,719.04	5.12%
3 - 4	188,686,028.48	4.08%
4 - 5	317,231,385.46	6.86%
5 - 6	120,547,301.59	2.61%
6 - 7	234,726,622.20	5.08%
7 - 8	324,897,711.58	7.03%
8 - 9	174,168,203.65	3.77%
9 - 10	291,552,628.33	6.31%
10 - 11	423,540,213.88	9.16%
11 - 12	139,969,599.45	3.03%
12 - 13	133,966,610.53	2.90%
13 - 14	546,103,760.04	11.81%
14 - 15	219,759,573.07	4.75%
15 - 16	109,972,767.16	2.38%
16 - 17	519,901,508.46	11.25%
17 - 18	183,443,681.82	3.97%
18 - 19	31,551,385.32	0.68%
19 - 20	6,364,867.11	0.14%
20 - 21	382,800.36	0.01%
21 - 22	387,500.00	0.01%
22 - 23	30,000.00	0.00%
23 - 24	321,500.00	0.01%
24 - 25	0.00	0.00%
> 25	161,870.00	0.00%
	4,623,200,317.13	100.00%

Geographic distribution

Province	Balance in EUR	
Brussel	413,345,437.18	8.94%
Brabant Wallon	233,826,179.15	5.06%
Liège	516,303,005.46	11.17%
Namur	251,236,095.37	5.43%
Luxembourg	114,200,189.98	2.47%
Hainaut	577,275,377.99	12.49%
Vlaams Brabant	469,587,586.50	10.16%
Antwerpen	669,809,215.72	14.49%
Limburg	324,979,096.81	7.03%
West-Vlaanderen	470,237,724.64	10.17%
Oost-Vlaanderen	575,240,810.72	12.44%
Data not in IT system	7,159,597.62	0.15%
	4,623,200,317.13	100.00%

Repayment Type

Type	Balance in EUR	
annuity	4,256,378,728.55	92.07%
linear amortisation	93,284,313.38	2.02%
progressive amortisation	192,671,625.20	4.17%
bullet / IO	80,865,650.00	1.75%
	4,623,200,317.13	100.00%

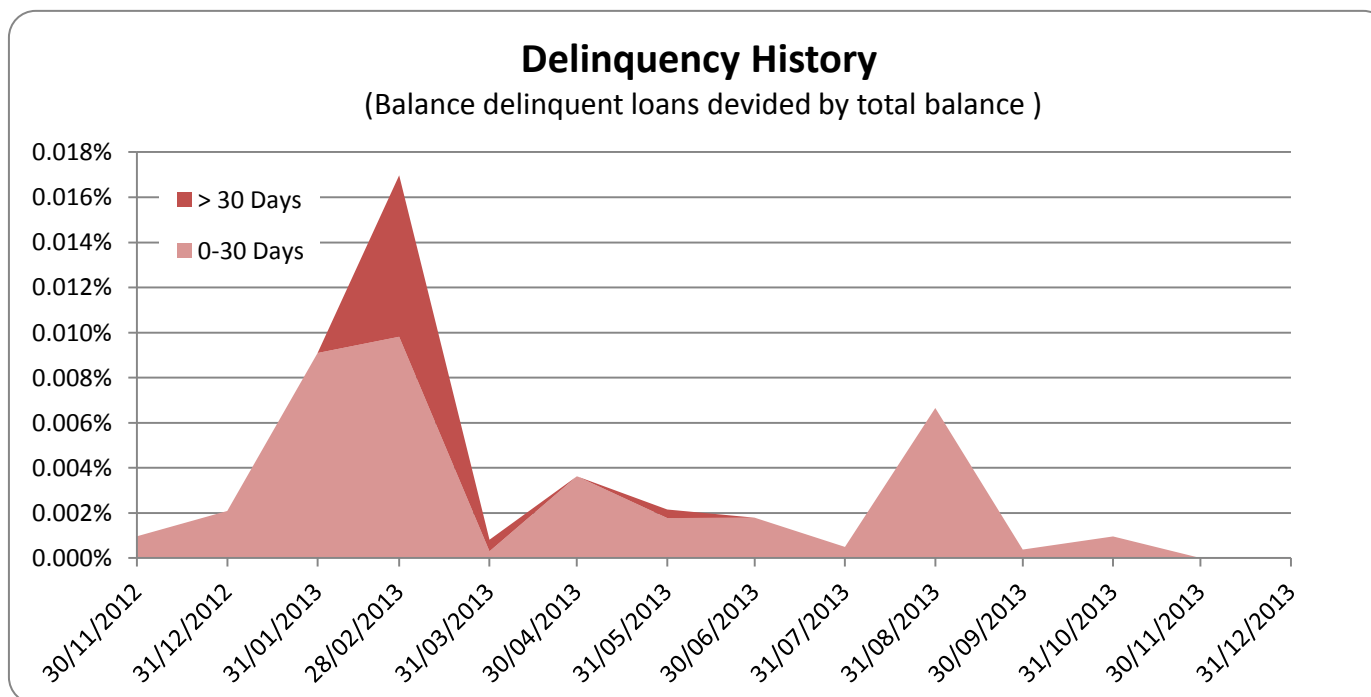
Cover Pool Performance

Portfolio Cut-off Date

31/12/2013

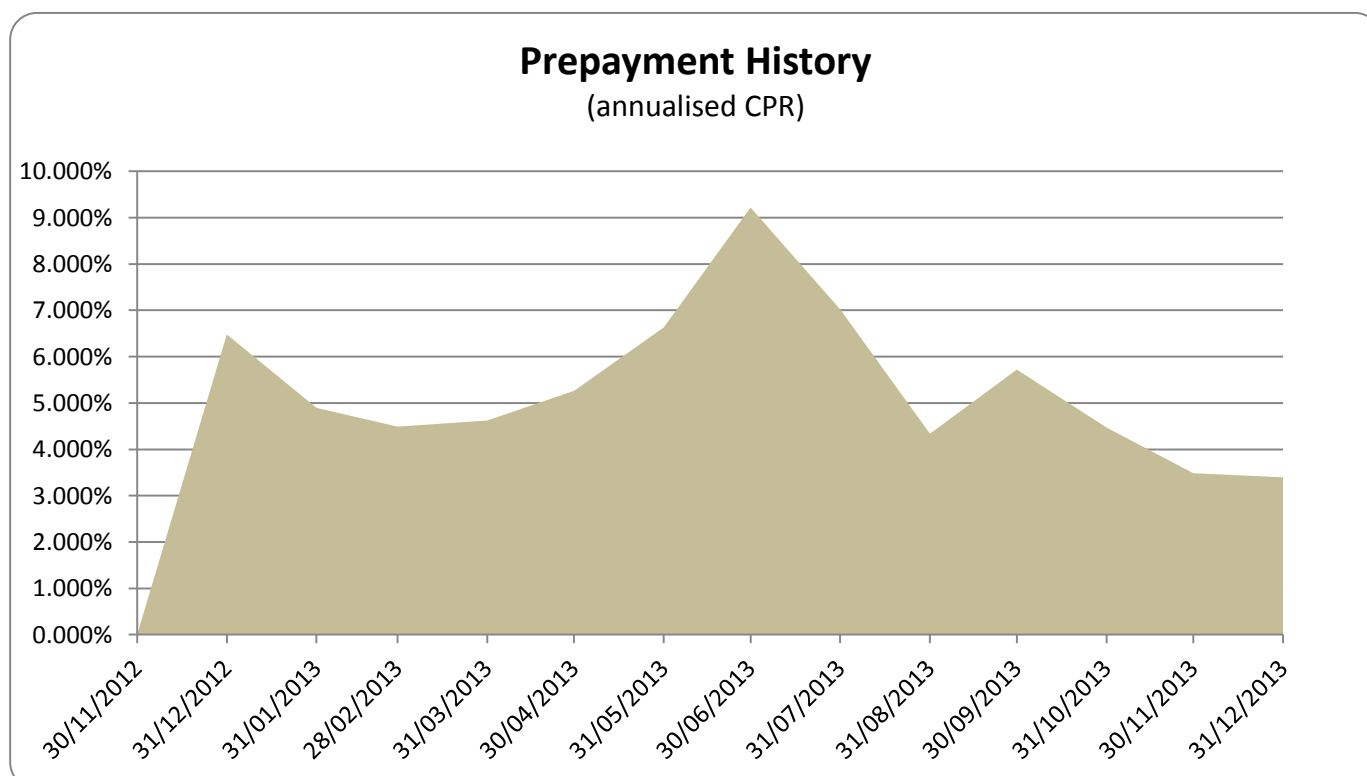
1. Delinquencies (at cut-off date)

	in EUR	in %	in number of loans	in %
Performing	4,623,200,317.13	100.000%	68,304	100.000%
0 - 30 Days	0.00	0.000%	0	0.000%
30 - 60 Days	0.00	0.000%	0	0.000%
60 - 90 Days	0.00	0.000%	0	0.000%
> 90 Days	0.00	0.000%	0	0.000%
Total	4,623,200,317.13	100.000%	68,304	100.000%



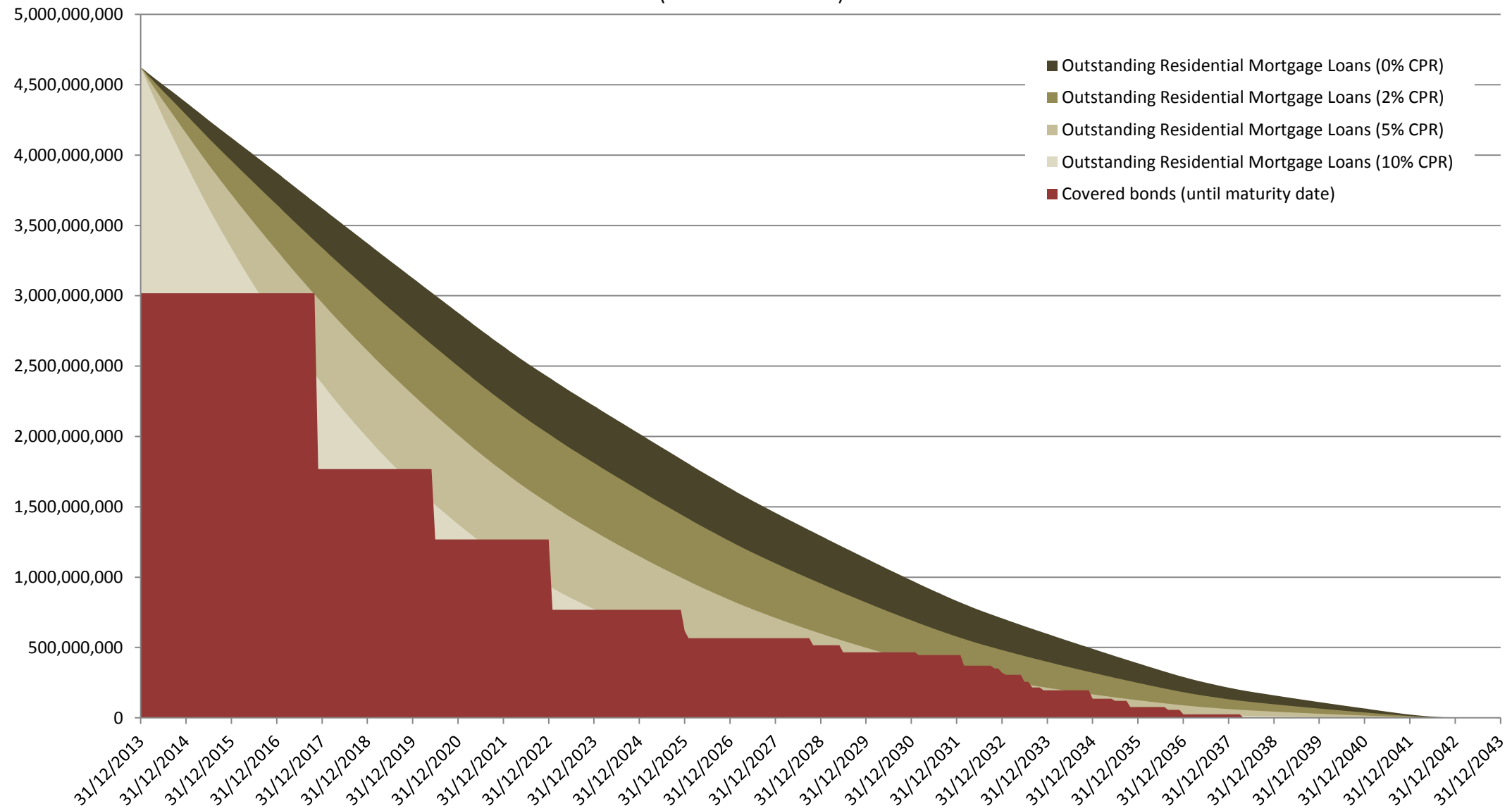
2. Prepayments Past Month

	Monthly %	Annualised %
Partial Prepayments	0.02%	0.28%
Full Prepayments	0.26%	3.12%
Total Prepayments	0.29%	3.40%



Amortisation profiles

(all amounts in EUR)



Definitions and Remarks

Interest and Principal coverage Test

The interest and principal coverage test is done at the CPR which is derived from Belfius internal Prepayment model. This CPR changes over time.

Costs, Fees and Expenses Related to Covered Bonds are simulated based on the assumption of a fixed amount of EUR 5 million p.a. and 7 bp on the outstanding mortgage loan balance.

Liquidity Test

The liquidity test is done as defined in the Royal Decree. The liquidity test is done at the most conservative CPR assumption, being the CPR at which the cash flow comes in at the slowest speed, being 0% CPR

Original Loan to Initial Value

Original Loan to Initial Value is defined as the ratio of the sum of the initial (active) credit opening a client has been granted divided by the sum of the initial property values on which Belfius has been granted a first ranking mortgage inscription by the client. Properties on which Belfius has no first ranking inscriptions as well as any other guarantee Belfius has obtained are excluded for the purpose of this calculation.

Current Loan to Current Value

Current Loan to Current Value is defined as the ratio of the sum of the current balance of all residential mortgage loans a client has with Belfius divided by the sum of the current property values on which Belfius has been granted a first ranking mortgage inscription by the client. Properties on which Belfius has no first ranking inscriptions as well as any other guarantee Belfius has obtained are excluded for the purpose of this calculation. The current property value is the value derived after indexation.

Loan to Mortgage Inscription Ratio (LTM)

The Loan to Mortgage Inscription (LTM) gives the ratio between the sum of the current balance of all residential mortgage loans a client has with Belfius divided by the sum of all first and subsequent ranking mortgage inscriptions which the client has granted to Belfius. In case this ratio is in excess of 100%, the part above 100% is typically secured by a mandate.

Interest Type

The interest type "Fixed" means that the interest rate of a loan is fixed during the entire life of the loan. The interest types "X/Y/Y" are interest types whereby the loan has a first fixed interest period of Y years followed by fixed interest periods of X years. A 10/5/5 is hence a loan that has an interest rate that is fixed during the first 10 years after which it will have fixed interest periods of 5 year. The interest resets are legally defined in Belgium and are based on the OLO rates.

Prepayments

The monthly percentage is defined as: $\text{Amount Prepaid during the month} / (\text{Initial Balance} - \text{Scheduled Payments})$

The annual percentage (CPR) is defined as: $1 - (1 - \text{monthly percentage}) ^ 12$

In order to calculate the prepayment rates, only those loans are taken into account that were present in the cover pool during the entire month. Loans that were taken out of the cover pool during the past month or added to the cover pool during the past month are excluded for the prepayment calculation.

Amortisation Profiles

For the purpose of calculating the amortisation profiles, the interest and principal payments, loans with a resettable rate are simulated using the relevant forward OLO rates in order to simulate the interest resets and the resulting monthly interest and principal payments amounts.

No yield compression is assumed in the calculations provided in this report where CPR assumptions different from 0% are used.

Disclaimer

This document is prepared by Belfius Bank NV/SA, Boulevard Pacheco 44, 1000 Brussels, Belgium (herein referred as 'Belfius Bank') on behalf of itself.

This document is published purely for the purposes of information, it contains no offer or invitation for the purchase or sale of financial instruments, does not comprise investment advice and is not confirmation of any transaction.

The information in this document has been treated with all reasonable care. Nevertheless errors or omissions cannot be excluded and no warranty can be given as to the completeness of the information of this document.

All opinions, estimates and projections contained in this document are those of Belfius Bank as of the date hereof and are subject to change without notice. The information contained in this document was obtained from a number of different sources. Belfius Bank exercises the greatest care when choosing its sources of information and passing the information. Nevertheless errors or omissions in those sources or processes cannot be excluded a priori.

Belfius Bank cannot be held liable for any direct or indirect damage or loss resulting from the use of this document.

The information contained in this document is published for the assistance of the recipient, but is not to be relied upon as authoritative or taken in substitution for the exercise of judgment by any recipient. Nothing in this document shall form the basis of any contract or commitment whatsoever.

In the United Kingdom, this report is intended only for Investment Professionals (as defined in The Financial Services and Markets Act 2000 (Financial Promotion) Order 2001) and is not intended to be distributed or passed on, directly or indirectly, to any other class of persons (in particular retail client) in the United Kingdom.

The information is not intended for persons who are resident in the United States or who are physically present in the United States and the Mortgage Pandbrieven are not or will not be registered under the US Securities Act of 1933 as amended and the Mortgage Pandbrieven may not be offered or sold within the United States or to, or for the account or benefit of US persons, except in certain circumstances exempt from the registration requirements of the Securities Act.

Potential users of this document and each investor is encouraged to contact its local regulatory authorities to determine whether any restrictions apply to their ability to purchase investments to which this report refers.

This report is made available to you for information purposes and this report or any part of it may not be reproduced, distributed or published without the prior written consent of Belfius Bank. All rights reserved.