



## EUR 10 Billion Mortgage Pandbrieven Programme

### Reporting Date:

Reporting Date:	8/04/2013
Date of Previous report:	13/03/2013

### Contact Details:

#### Head of Treasury

Wilfried Wouters      0032 2 222 5718      wilfried.wouters@belfius.be

#### Long Term Funding (new issues and investor contact)

Ellen Van Steen      0032 2 222 7064      ellen.vansteen@belfius.be

Christine Lepage      0032 2 222 7028      christine.lepage@belfius.be

#### Asset Based Solutions (cover pool and programme management)

Bart Verwaest      0032 2 222 7083      bart.verwaest@belfius.be

Carol Wandels      0032 2 222 7018      carol.wandels@belfius.be

Peter Degroote      0032 2 222 7122      peter.degroote@belfius.be

#### Website

<https://www.belfius.be/financial/NL/Debt/index.aspx>

#### Remark

The investor report is provided in pdf and excel-format.

The excel-format has been provided for information purposes only and in case of contradiction between the pdf and excel-format, the pdf-format will prevail.

## Outstanding Series

Series	ISIN	Currency	Outstanding Amount	Issue Date	Maturity Date	Coupon Type	Coupon	Day Count	Next Interest Payment Date	Extended Maturity Date	Remaining Average Life *
1	BE0002419910	EUR	1,250,000,000	27/11/2012	27/11/2017	Fixed	1.250%	Act/Act ICMA	27/11/2013	27/11/2018	4.64
2	BE0002421932	EUR	30,000,000	18/12/2012	18/12/2034	Fixed	3.000%	Act/Act ICMA	18/12/2013	18/12/2035	21.71
3	BE0002422948	EUR	30,000,000	18/12/2012	18/12/2034	Fixed	2.950%	Act/Act ICMA	18/12/2013	18/12/2035	21.71
4	BE0002423953	EUR	30,000,000	21/12/2012	21/12/2032	Fixed	2.920%	Act/Act ICMA	23/12/2013	21/12/2033	19.72
5	BE6247207192	EUR	15,000,000	17/01/2013	17/01/2033	Fixed	3.035%	Act/Act ICMA	17/01/2014	17/01/2034	19.79
6	BE0002424969	EUR	500,000,000	30/01/2013	30/01/2023	Fixed	2.125%	Act/Act ICMA	30/01/2014	30/01/2024	9.82
7	BE0002426014	EUR	75,000,000	4/02/2013	4/02/2032	Fixed	2.735%	Act/Act ICMA	4/02/2014	4/02/2033	18.84
8	BE0002427020	EUR	20,000,000	27/02/2013	27/02/2031	Fixed	2.770%	Act/Act ICMA	27/02/2014	27/02/2032	17.90
9	BE0002431063	EUR	25,000,000	2/04/2013	2/04/2038	Fixed	2.835%	Act/Act ICMA	2/04/2014	2/04/2039	25.00

\* At the Reporting Date until Maturity Date

## Totals

Total Outstanding (in EUR):	1,975,000,000
Current Weighted Average Fixed Coupon:	1.655%
Weighted Average Remaining Average Life: *	7.75

\* At the Reporting Date until Maturity Date

## Belfius Bank Senior Unsecured Ratings

	Long Term Rating	Outlook	Short Term Rating
Standard and Poor's	A-	negative	A-2
Fitch	A-	stable	F1
Moody's	Baa1	stable	P-2

## Belfius Mortgage Pandbrieven Ratings

	Rating	outlook
Standard and Poor's	AAA	negative
Fitch	AAA	stable

## Test Summary

(all amounts in EUR unless stated otherwise)

### 1. Outstanding Mortgage Pandbrieven and Cover Assets

Outstanding Mortgage Pandbrieven:	1,975,000,000 (i)
Nominal Balance Residential Mortgage Loans	2,826,111,951 (ii)
Nominal Balance Public Finance Exposures	42,750,000 (iii)
Nominal Balance Financial Institution Exposures	0 (iv)
Nominal OC Level $[(ii)+(iii)+(iv)]/(i) - 1$	45.26%

### 2. Residential Mortgage Loans Cover Test

Value of the Residential Mortgage Loans (as defined in Royal Decree Article 6 § 2):	2,571,458,991 (v)
Ratio Value of the Residential Mortgage Loans / Mortgage Pandbrieven Issued (v)/(i):	130.20%
--> Cover Test Royal Decree Article 5 § 1 (> 85%)	Pass
--> Issuer Covenant (iv) Prospectus (> 105%)	Pass

### 3. Total Asset Cover Test

Value of Public Finance Exposures (definition Royal Decree):	49,421,233.78 (vi)
Value of Financial Institution Exposures (definition Royal Decree):	0 (vii)
Ratio Value of all Cover Assets / Mortgage Pandbrieven Issued $[(v)+(vi)+(vii)]/(i)$ :	132.70%
--> Cover Test Royal Decree Article 5 § 2 (> 105%)	Pass

### 4. Interest and Principal Coverage Test

Interest Proceeds Cover Assets:	863,003,869 (viii)
<i>Total Interest Proceeds Residential Mortgage Loans:</i>	851,241,177
<i>Total Interest Proceeds Public Finance Exposures:</i>	11,762,692
<i>Total Interest Proceeds Financial Institution Exposures:</i>	0
<i>Impact Derivatives:</i>	0
Principal Proceeds Cover Assets:	2,868,861,951 (ix)
<i>Total Principal Proceeds Residential Mortgage Loans:</i>	2,826,111,951
<i>Total Principal Proceeds Public Finance Exposures:</i>	42,750,000
<i>Total Principal Proceeds Financial Institution Exposures:</i>	0
<i>Impact Derivatives:</i>	0
Interest Requirement Covered Bonds:	316,934,500 (x)
Costs, Fees and Expenses Related to Covered Bonds:	164,008,891 (xi)
Principal Requirements Covered Bonds:	1,975,000,000 (xii)
Total Surplus (+) / Deficit (-) $(viii)+(ix)-(x)-(xi)-(xii)$	1,275,922,429
--> Cover Test Royal Decree Article 5 § 3 (Amortisation Test)	Pass

## 5. Liquidity Tests

Cumulative Cash Inflow Next 180 Days	187,117,239.88	(xiii)
Cumulative Cash Outflow Next 180 Days	-3,467,969.75	(xiv)
Liquidity Surplus (+) / Deficit (-) (xiii)+(xiv)	183,649,270.13	
<i>--&gt; Liquidity Test Royal Decree Article 7 § 1</i>		<i>Pass</i>

Mark-to-Market Liquid Bonds minus ECB Haircut	51,836,115.75	(xv)
Interest Payable on Mortgage Pandbrieven next 12 months	32,680,250.00	(xvi)
Excess Coverage Interest Mortgage Pandbrieven by Liquid Bonds (xv)-(xvi)	19,155,865.75	(xvii)
<i>--&gt; Issuer Covenant (vii) Prospectus ((xvii) &gt; 0)</i>		<i>Pass</i>

## Cover Pool Summary

Portfolio Cut-off Date

31/03/2013

### 1. Residential Mortgage Loans

See Stratification Tables Mortgages for more details

Outstanding Balance of Residential Mortgage Loans at the Cut-off Date	2,826,111,951.16
Principal Redemptions between Cut-off Date and Reporting Date	15,752,132.20
Interest Payments between Cut-off Date and Reporting Date	8,544,991.31
Number of borrowers	30,911
Number of loans	46,035
Average Outstanding Balance per borrower	91,427.39
Average Outstanding Balance per loan	61,390.51
Weighted average Original Loan to Initial Value	79.16%
Weighted average Current Loan to Current Value	62.65%
Weighted average seasoning (in months)	35.77
Weighted average remaining maturity (in years, at 0% CPR)	17.66
Weighted average initial maturity (in years, at 0% CPR)	20.39
Remaining average life (in years, at 0% CPR)	10.20
Remaining average life (in years, at 2% CPR)	8.84
Remaining average life (in years, at 5% CPR)	7.26
Remaining average life (in years, at 10% CPR)	5.44
Remaining average life to interest reset (in years, at 0% CPR)	8.97
Percentage of Fixed Rate Loans	84.30%
Percentage of Resettable Rate Loans	15.70%
Weighted average interest rate	3.766%
Weighted average interest rate Fixed Rate Loans	3.955%
Weighted average interest rate Resettable Rate Loans	2.754%

### 2. Registered Cash

Registered Cash Proceeds under the Residential Mortgage Loans	163,946,880.44
---	----------------

### 3. Public Sector Exposure (Liquid Bond Positions)

	Position 1	Position 2	Position 3	Position 4	Position 5
ISIN	BE0000300096				
Issuer Name	Kingdom of Belgium				
Series	OLO 40				
Currency	EUR				
Nominal Amount	42,750,000.00				
Issue Date	5/06/2002				
Maturity Date	28/09/2017				
Coupon Type	Fixed				
Coupon	5.500%				
ECB Haircut	2.500%				
Standar & Poor's Rating	AA				
Fitch Rating	AA				
Moody's Rating	Aa3				
Mark-to-Market Value	53,165,246.92				
Accounting Value	49,421,233.78				

### 4. Derivatives

None

## Stratification Tables Residential Mortgage Loans

Original Loan to Initial Value	Balance in EUR	average 79.16%
0 - 10%	4,443,192.54	0.16%
10 - 20%	30,175,002.84	1.07%
20 - 30%	65,746,234.84	2.33%
30 - 40%	112,504,727.14	3.98%
40 - 50%	169,868,376.92	6.01%
50 - 60%	240,579,085.42	8.51%
60 - 70%	285,156,506.12	10.09%
70 - 80%	363,391,249.48	12.86%
80 - 90%	388,628,548.88	13.75%
90 - 100%	756,357,068.72	26.76% --> 85.51%
100 - 110%	301,307,732.18	10.66%
110 - 120%	107,954,226.08	3.82%
> 120%	0.00	0.00%
	2,826,111,951.16	100.00%

Current Loan to Current Value	Balance in EUR	average 62.65%
0 - 10%	61,063,958.21	2.16%
10 - 20%	164,091,405.24	5.81%
20 - 30%	222,829,188.36	7.88%
30 - 40%	244,295,839.53	8.64%
40 - 50%	286,397,313.82	10.13%
50 - 60%	300,066,766.35	10.62%
60 - 70%	302,185,036.77	10.69%
70 - 80%	305,426,204.92	10.81%
80 - 90%	335,845,763.43	11.88%
90 - 100%	448,099,391.95	15.86% --> 94.48%
100 - 110%	141,582,717.43	5.01%
110 - 120%	14,228,365.15	0.50%
> 120%	0.00	0.00%
	2,826,111,951.16	100.00%



<b>Remaining term to maturity</b> in months	Balance in EUR	average 211.98
0 - 24	34,384,423.67	1.22%
24 - 48	34,969,987.75	1.24%
48 - 72	62,398,503.04	2.21%
72 - 96	155,735,949.78	5.51%
96 - 120	260,531,235.80	9.22%
120 - 144	129,883,833.45	4.60%
144 - 168	290,278,468.44	10.27%
168 - 192	167,288,221.17	5.92%
192 - 216	211,802,930.26	7.49%
216 - 240	421,676,879.71	14.92%
240 - 264	123,831,770.26	4.38%
264 - 288	385,526,434.50	13.64%
288 - 312	144,798,896.42	5.12%
312 - 336	80,564,610.62	2.85%
336 - 360	322,439,806.29	11.41%
	2,826,111,951.16	100.00%

<b>Distribution of Outstanding Loan Balance</b> in EUR 1000	Balance in EUR	average 91,427	Number of Clients	
0 - 50	306,449,564.38	10.84%	13,105	42.40%
50 - 100	512,624,708.02	18.14%	6,910	22.35%
100 - 150	599,851,779.71	21.23%	4,836	15.64%
150 - 200	528,702,447.53	18.71%	3,053	9.88%
200 - 250	344,832,378.16	12.20%	1,552	5.02%
250 - 300	193,475,657.47	6.85%	713	2.31%
300 - 350	94,285,705.05	3.34%	293	0.95%
350 - 400	53,682,312.68	1.90%	144	0.47%
400 - 450	35,915,733.97	1.27%	85	0.27%
450 - 500	23,210,656.58	0.82%	49	0.16%
500 - 550	20,485,991.36	0.72%	39	0.13%
550 - 600	14,391,151.51	0.51%	25	0.08%
600 - 650	11,307,530.97	0.40%	18	0.06%
650 - 700	12,109,374.07	0.43%	18	0.06%
700 - 750	11,612,029.16	0.41%	16	0.05%
750 - 800	4,641,022.46	0.16%	6	0.02%
800 - 850	8,991,452.55	0.32%	11	0.04%
850 - 900	6,088,692.68	0.22%	7	0.02%
900 - 950	6,423,881.07	0.23%	7	0.02%
950 - 1000	1,914,033.43	0.07%	2	0.01%
> 1000	35,115,848.35	1.24%	22	0.07%
	2,826,111,951.16	100.00%	30,911	100.00%

<b>Initial term to maturity</b> in years	Balance in EUR	average 20.39
0 - 2	21,975,799.06	0.78%
2 - 4	3,269,996.43	0.12%
4 - 6	10,850,773.98	0.38%
6 - 8	20,362,456.50	0.72%
8 - 10	315,039,270.81	11.15%
10 - 12	44,890,927.78	1.59%
12 - 14	57,444,428.23	2.03%
14 - 16	336,724,985.13	11.91%
16 - 18	123,779,728.08	4.38%
18 - 20	727,313,144.29	25.74%
20 - 22	32,468,345.14	1.15%
22 - 24	37,913,839.12	1.34%
24 - 26	629,444,599.22	22.27%
26 - 28	34,188,213.58	1.21%
28 - 30	430,445,443.81	15.23%
	2,826,111,951.16	100.00%

<b>Interest Rate</b> Rate	Interest Rate	average 3.77%
0 - 0.5%	6,729,001.62	0.24%
0.5 - 1%	21,728,756.54	0.77%
1 - 1.5%	27,271,519.08	0.96%
1.5 - 2%	86,526,577.09	3.06%
2 - 2.5%	116,344,996.69	4.12%
2.5 - 3%	113,242,222.02	4.01%
3 - 3.5%	361,161,880.31	12.78%
3.5 - 4%	976,566,477.63	34.56%
4 - 4.5%	707,107,809.14	25.02%
4.5 - 5%	290,084,754.21	10.26%
5 - 5.5%	93,911,266.64	3.32%
5.5 - 6%	17,919,565.31	0.63%
6 - 6.5%	4,251,323.91	0.15%
6.5 - 7%	1,348,325.29	0.05%
7 - 7.5%	981,500.35	0.03%
7.5 - 8%	488,951.62	0.02%
8 - 8.5%	59,353.45	0.00%
8.5 - 9%	343,206.79	0.01%
9 - 9.5%	11,921.76	0.00%
9.5 - 10%	32,541.71	0.00%
> 10%	0.00	0.00%
	2,826,111,951.16	100.00%

<b>Loan to Mortgage Inscription Ratio (LTM)</b>		average
	Balance in EUR	117.27%
0 - 20%	24,935,525.60	0.88%
20 - 40%	113,170,062.23	4.00%
40 - 60%	210,666,799.54	7.45%
60 - 80%	436,696,032.87	15.45%
80 - 100%	1,208,487,316.34	42.76% --> 70.55%
100 - 120%	100,329,318.06	3.55%
120 - 140%	105,942,294.32	3.75%
140 - 160%	121,177,999.84	4.29%
160 - 180%	167,462,491.05	5.93%
180 - 200%	122,715,462.11	4.34%
200 - 300%	122,450,518.26	4.33%
300 - 400%	40,472,061.92	1.43%
400 - 500%	11,533,475.26	0.41%
> 500%	40,072,593.76	1.42%
	2,826,111,951.16	100.00%

### Interest Type

Type	Balance in EUR	
Fixed	2,382,477,662.73	84.30%
5/5/5	32,897,828.95	1.16%
10/5/5	22,104,063.70	0.78%
3/3/3	197,103,648.08	6.97%
1/1/1	167,340,896.18	5.92%
15/5/5	19,833,458.42	0.70%
20/5/5	4,354,393.10	0.15%
1.5/1/1	0.00	0.00%
2/2/2	0.00	0.00%
	2,826,111,951.16	100.00%

### Seasoning

<b>Seasoning</b>		average
in months	Balance in EUR	35.77
0 - 12	213,971,379.21	7.57%
12 - 24	1,290,668,966.63	45.67%
24 - 36	510,033,994.98	18.05%
36 - 48	242,645,505.23	8.59%
48 - 60	102,356,449.26	3.62%
60 - 72	85,203,495.29	3.01%
72 - 84	102,296,499.66	3.62%
84 - 96	133,051,300.93	4.71%
96 - 108	45,106,012.69	1.60%
108 - 120	24,433,182.29	0.86%
120 - 132	14,349,465.51	0.51%
132 - 144	12,189,199.52	0.43%
144 - 156	6,995,616.43	0.25%
156 - 168	12,748,880.38	0.45%
168 - 180	10,283,728.23	0.36%
180 - 192	9,110,279.48	0.32%
192 - 204	7,155,063.16	0.25%
204 - 216	3,306,359.02	0.12%
216 - 228	206,573.26	0.01%
228 - 240	0.00	0.00%
	2,826,111,951.16	100.00%

<b>Distribution of Average Life to Final Maturity (at 0% CPR)</b>		average
in years	Balance in EUR	10.20
0 - 1	20,516,414.26	0.73%
1 - 2	37,068,193.11	1.31%
2 - 3	53,968,662.29	1.91%
3 - 4	116,304,758.54	4.12%
4 - 5	262,024,833.62	9.27%
5 - 6	102,555,105.72	3.63%
6 - 7	163,811,974.64	5.80%
7 - 8	243,899,717.25	8.63%
8 - 9	116,618,789.94	4.13%
9 - 10	196,949,928.13	6.97%
10 - 11	381,578,584.54	13.50%
11 - 12	84,430,412.27	2.99%
12 - 13	122,564,084.29	4.34%
13 - 14	368,205,378.85	13.03%
14 - 15	80,566,783.79	2.85%
15 - 16	86,739,327.86	3.07%
16 - 17	126,500,601.07	4.48%
17 - 18	243,944,946.07	8.63%
18 - 19	8,592,851.65	0.30%
19 - 20	8,616,233.27	0.30%
20 - 21	0.00	0.00%
21 - 22	0.00	0.00%
22 - 23	387,500.00	0.01%
23 - 24	30,000.00	0.00%
24 - 25	75,000.00	0.00%
> 25	161,870.00	0.01%
	2,826,111,951.16	100.00%

<b>Distribution of Average Life To Interest Reset Date (at 0% CPR)</b>		average
in years	Balance in EUR	8.97
0 - 1	293,208,768.40	10.37%
1 - 2	80,617,395.46	2.85%
2 - 3	119,243,702.05	4.22%
3 - 4	94,405,346.67	3.34%
4 - 5	245,089,992.73	8.67%
5 - 6	77,758,570.80	2.75%
6 - 7	117,343,017.97	4.15%
7 - 8	227,337,598.97	8.04%
8 - 9	101,654,017.44	3.60%
9 - 10	135,819,852.43	4.81%
10 - 11	356,162,745.20	12.60%
11 - 12	77,541,989.12	2.74%
12 - 13	69,071,575.36	2.44%
13 - 14	323,298,514.43	11.44%
14 - 15	76,190,134.11	2.70%
15 - 16	78,572,006.27	2.78%
16 - 17	105,120,487.56	3.72%
17 - 18	230,664,141.49	8.16%
18 - 19	7,741,491.43	0.27%
19 - 20	8,616,233.27	0.30%
20 - 21	0.00	0.00%
21 - 22	0.00	0.00%
22 - 23	387,500.00	0.01%
23 - 24	30,000.00	0.00%
24 - 25	75,000.00	0.00%
> 25	161,870.00	0.01%
	2,826,111,951.16	100.00%

**Geographic distribution**

Province	Balance in EUR	
Brussel	266,510,579.63	9.43%
Brabant Wallon	145,578,018.17	5.15%
Liège	333,108,924.73	11.79%
Namur	154,980,522.67	5.48%
Luxembourg	69,876,204.34	2.47%
Hainaut	378,536,447.77	13.39%
Vlaams Brabant	281,273,585.23	9.95%
Antwerpen	390,500,380.53	13.82%
Limburg	191,261,425.50	6.77%
West-Vlaanderen	278,382,371.26	9.85%
Oost-Vlaanderen	330,323,140.52	11.69%
Data not in IT system	5,780,350.81	0.20%
	2,826,111,951.16	100.00%

**Repayment Type**

Type	Balance in EUR	
annuity	2,559,159,121.15	90.55%
linear amortisation	62,515,434.69	2.21%
progressive amortisation	119,620,937.54	4.23%
bullet / IO	84,816,457.78	3.00%
	2,826,111,951.16	100.00%

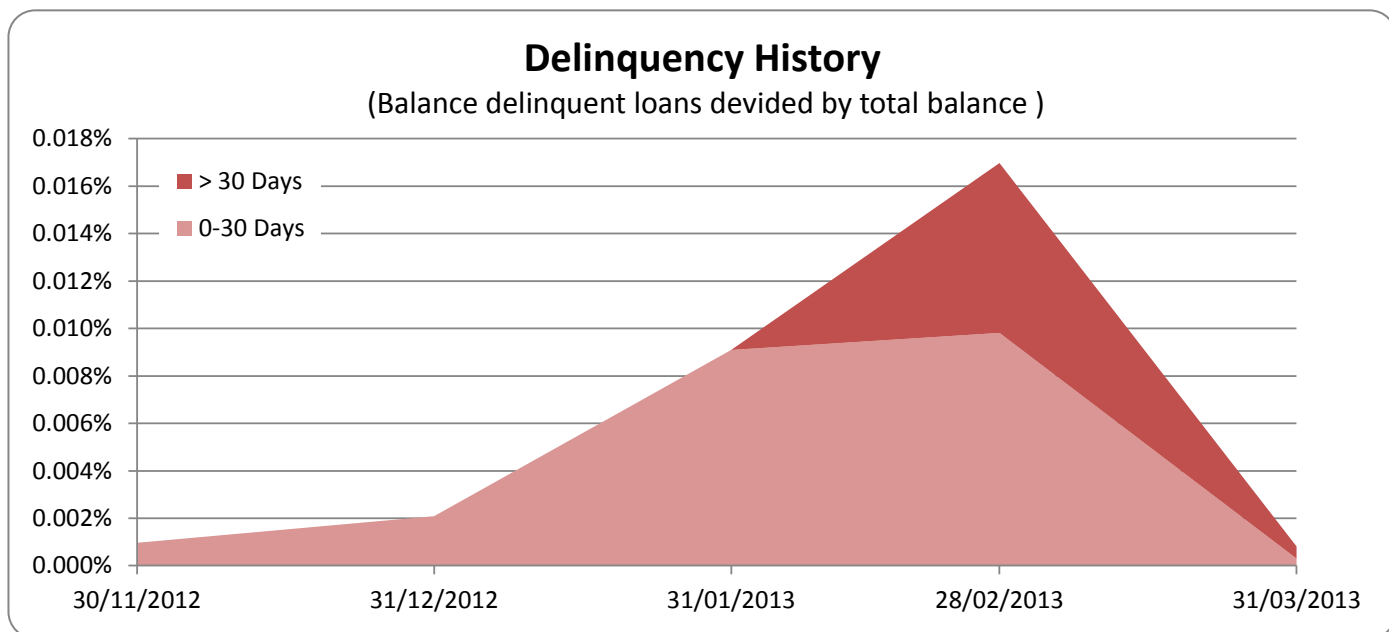
## Cover Pool Performance

Portfolio Cut-off Date

31/03/2013

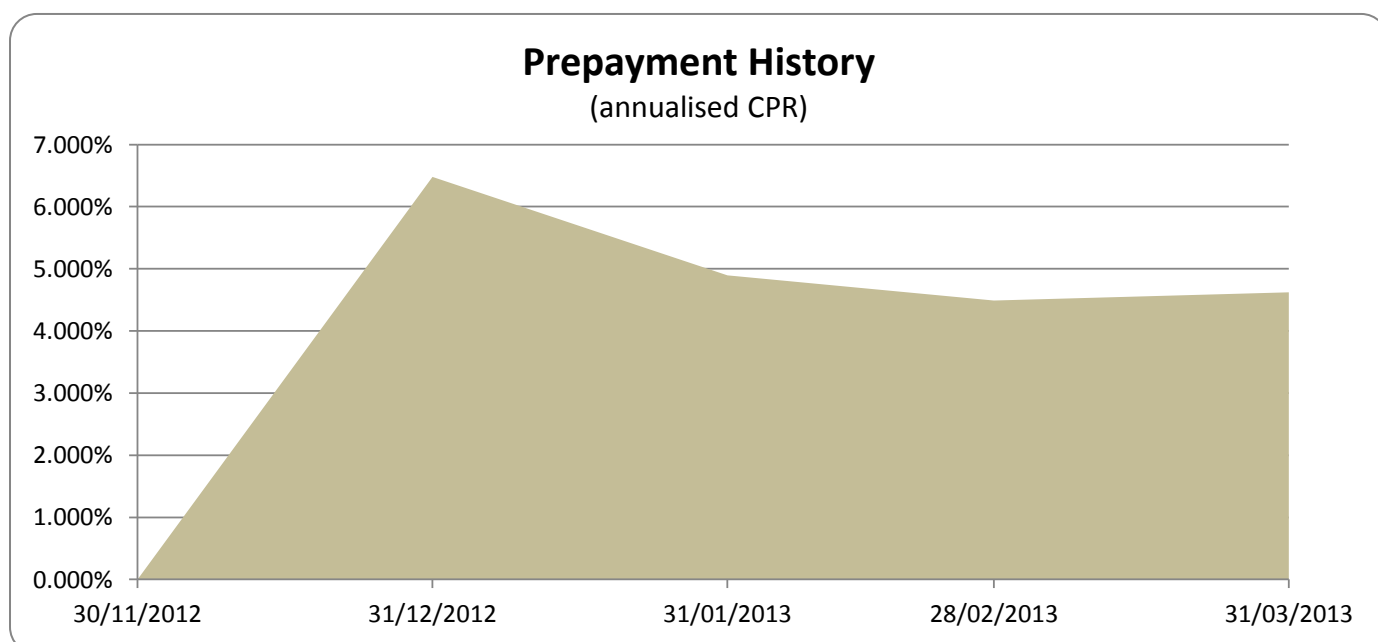
### 1. Delinquencies (at cut-off date)

	in EUR	in %	in number of loans	in %
Performing	2,825,889,004.81	99.999%	46,033	99.996%
0 - 30 Days	8,454.54	0.000%	1	0.002%
30 - 60 Days	14,491.81	0.001%	1	0.002%
60 - 90 Days	0.00	0.000%	0	0.000%
> 90 Days	0.00	0.000%	0	0.000%
<b>Total</b>	<b>2,825,911,951.16</b>	<b>100.000%</b>	<b>46,035</b>	<b>100.000%</b>



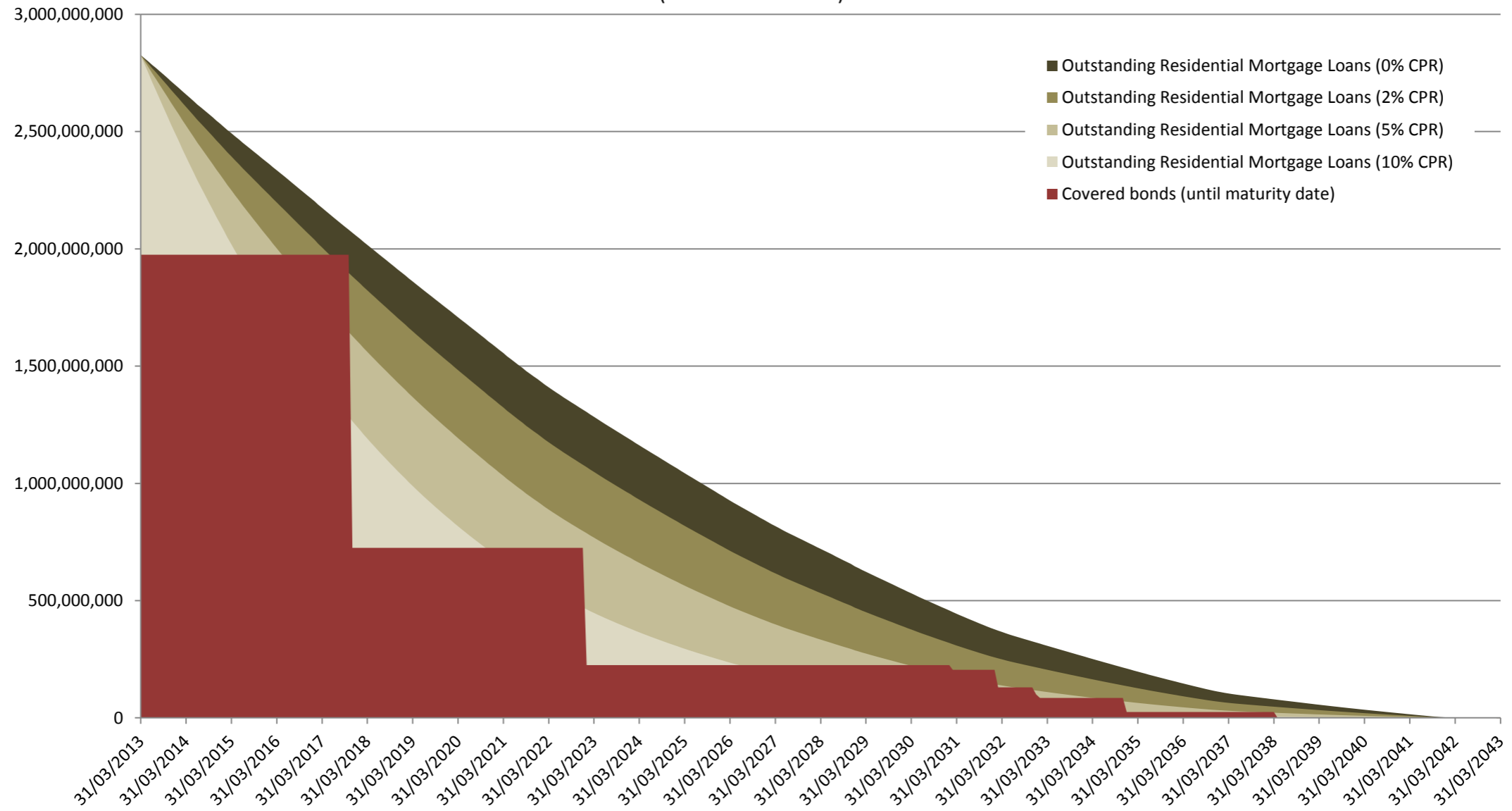
### 2. Prepayments Past Month

	Monthly %	Annualised %
Partial Prepayments	0.02%	0.21%
Full Prepayments	0.38%	4.42%
<b>Total Prepayments</b>	<b>0.39%</b>	<b>4.62%</b>



## Amortisation profiles

(all amounts in EUR)



## Definitions and Remarks

### Interest and Principal coverage Test

The interest and principal coverage test is done at the CPR which is derived from Belfius internal Prepayment model. This CPR changes over time.

Costs, Fees and Expenses Related to Covered Bonds are simulated based on the assumption of a fixed amount of EUR 5 million p.a. and 7 bp on the outstanding mortgage loan balance.

### Liquidity Test

The liquidity test is done as defined in the Royal Decree. The liquidity test is done at the most conservative CPR assumption, being the CPR at which the cash flow comes in at the slowest speed, being 0% CPR

### Original Loan to Initial Value

Original Loan to Initial Value is defined as the ratio of the sum of the initial (active) credit opening a client has been granted divided by the sum of the initial property values on which Belfius has been granted a first ranking mortgage inscription by the client. Properties on which Belfius has no first ranking inscriptions as well as any other guarantee Belfius has obtained are excluded for the purpose of this calculation.

### Current Loan to Current Value

Current Loan to Current Value is defined as the ratio of the sum of the current balance of all residential mortgage loans a client has with Belfius divided by the sum of the current property values on which Belfius has been granted a first ranking mortgage inscription by the client. Properties on which Belfius has no first ranking inscriptions as well as any other guarantee Belfius has obtained are excluded for the purpose of this calculation. The current property value is the value derived after indexation.

### Loan to Mortgage Inscription Ratio (LTM)

The Loan to Mortgage Inscription (LTM) gives the ratio between the sum of the current balance of all residential mortgage loans a client has with Belfius divided by the sum of all first and subsequent ranking mortgage inscriptions which the client has granted to Belfius. In case this ratio is in excess of 100%, the part above 100% is typically secured by a mandate.

### Interest Type

The interest type "Fixed" means that the interest rate of a loan is fixed during the entire life of the loan. The interest types "X/Y/Y" are interest types whereby the loan has a first fixed interest period of Y years followed by fixed interest periods of X years. A 10/5/5 is hence a loan that has an interest rate that is fixed during the first 10 years after which it will have fixed interest periods of 5 year. The interest resets are legally defined in Belgium and are based on the OLO rates.

### Prepayments

The monthly percentage is defined as:  $\text{Amount Prepaid during the month} / (\text{Initial Balance} - \text{Scheduled Payments})$

The annual percentage (CPR) is defined as:  $1 - (1 - \text{monthly percentage}) ^ 12$

In order to calculate the prepayment rates, only those loans are taken into account that were present in the cover pool during the entire month. Loans that were taken out of the cover pool during the past month or added to the cover pool during the past month are excluded for the prepayment calculation.

### Amortisation Profiles

For the purpose of calculating the amortisation profiles, the interest and principal payments, loans with a resettable rate are simulated using the relevant forward OLO rates in order to simulate the interest resets and the resulting monthly interest and principal payments amounts.

No yield compression is assumed in the calculations provided in this report where CPR assumptions different from 0% are used.



## Disclaimer

This document is prepared by Belfius Bank NV/SA, Boulevard Pacheco 44, 1000 Brussels, Belgium (herein referred as 'Belfius Bank') on behalf of itself.

This document is published purely for the purposes of information, it contains no offer or invitation for the purchase or sale of financial instruments, does not comprise investment advice and is not confirmation of any transaction.

The information in this document has been treated with all reasonable care. Nevertheless errors or omissions cannot be excluded and no warranty can be given as to the completeness of the information of this document.

All opinions, estimates and projections contained in this document are those of Belfius Bank as of the date hereof and are subject to change without notice. The information contained in this document was obtained from a number of different sources. Belfius Bank exercises the greatest care when choosing its sources of information and passing the information. Nevertheless errors or omissions in those sources or processes cannot be excluded a priori.

Belfius Bank cannot be held liable for any direct or indirect damage or loss resulting from the use of this document.

The information contained in this document is published for the assistance of the recipient, but is not to be relied upon as authoritative or taken in substitution for the exercise of judgment by any recipient. Nothing in this document shall form the basis of any contract or commitment whatsoever.

In the United Kingdom, this report is intended only for Investment Professionals (as defined in The Financial Services and Markets Act 2000 (Financial Promotion) Order 2001) and is not intended to be distributed or passed on, directly or indirectly, to any other class of persons (in particular retail client) in the United Kingdom.

The information is not intended for persons who are resident in the United States or who are physically present in the United States and the Mortgage Pandbrieven are not or will not be registered under the US Securities Act of 1933 as amended and the Mortgage Pandbrieven may not be offered or sold within the United States or to, or for the account or benefit of US persons, except in certain circumstances exempt from the registration requirements of the Securities Act.

Potential users of this document and each investor is encouraged to contact its local regulatory authorities to determine whether any restrictions apply to their ability to purchase investments to which this report refers.

This report is made available to you for information purposes and this report or any part of it may not be reproduced, distributed or published without the prior written consent of Belfius Bank. All rights reserved.